

Fund Factsheet

SAM SYARIAH BERIMBANG



Tanggal pengambilan data/ **31-Oct-22**
All data expressed as of

Reksa Dana Campuran/
Balanced Fund

MANAJER INVESTASI/ INVESTMENT MANAGER

PT Samuel Aset Manajemen ("SAM") didirikan berdasarkan Akta No. 166 tanggal 14 Mei 1997 dan memperoleh izin sebagai manajer investasi dari BAPEPAM No. KEP-06/PM/MI/1997 tanggal 21 Agustus 1997. SAM adalah perusahaan investasi yang menyediakan layanan produk investasi untuk nasabah domestik dan internasional.


SAM was established based on Notarial Deed No. 166 dated 14 May 1997 and obtained in investment management from BAPEPAM on its Letter No. KEP-06/PM/MI/1997 dated 21 August 1997. SAM is an investment company that provides a comprehensive range of investment management products for domestic and international investors.

Tanggal Efektif/ Effective date	20-Jan-10
Nomor Surat Pernyataan Efektif/ Effective Statement	S-472/PM/2097
Tanggal Peluncuran/ Launch Date	10-Feb-10
Mata Uang/ Currency	IDR
Harga Unit (NAB per Unit)/ Unit Price (NAV per Unit)	1,934.80
Total Nilai Aktiva Bersih/ Fund Size	30.9 Bio
Minimum Investasi Awal/ Minimum Initial Investment	100.000
Jumlah Unit Yang Ditawarkan/ Number of Offered Units	1.000.000.000
Periode Penilaian/ Valuation Period	Harian/ Daily
Biaya Pembelian/ Subscription Fee	Max. 1%
Biaya Penjualan Kembali/ Redemption Fee	Tidak ada
Biaya Pengalihan/ Switching Fee	Tidak ada
Biaya Manajemen/ Management Fee	Max. 2,5% p.a
Biaya Kustodian/ Custodian Fee	Max. 0.2% p.a
Bank Kustodian/ Custodian Bank	Bank CIMB Niaga
Kode ISIN/ ISIN Code	IDN000094703

Risiko-risiko Utama/ Main Risks :

- Risiko Perubahan Kondisi Ekonomi dan Politik
Risk of Deteriorating Economic and Political Conditions
- Risiko Wanprestasi
Risk of Default
- Risiko Berkurangnya Nilai Unit Penyertaan
Risk of decreased value of participating unit
- Risiko Likuiditas
Risk of Liquidity
- Risiko Perubahan Peraturan
Risk of Regulatory Change
- Risiko Pembubaran dan Likuidasi
Risk of Liquidation and Dissolution

Profil Risiko/ Risk Profile



Reksadana SAM Reksadana.sam
Reksadana SAM Reksadanasam

Prospektus dapat diakses di/ *Prospectus is available at*
www.sam.co.id

Informasi Bukti Kepemilikan Reksa Dana dapat diakses di/
Mutual Fund Units Ownership is available at
<https://kses.ksei.co.id>

KEBIJAKAN INVESTASI/ INVESTMENT POLICY

5% - 75%	Saham Syariah <i>Sharia-compliant Equity</i>
5% - 75%	Sukuk <i>Sukuk</i>
5% - 75%	Pasar Uang Syariah <i>Sharia-compliant money market instrument</i>

ALOKASI ASET/ ALLOCATION OF INVESTMENT POLICY

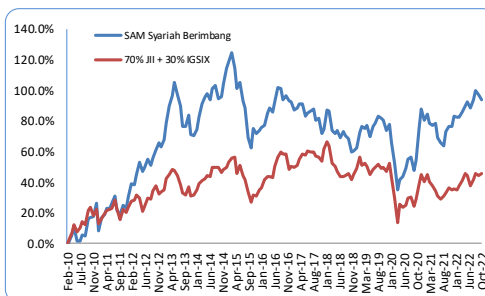
72.29%	Saham Syariah <i>Sharia-compliant Equity</i>
16.56%	Sukuk <i>Sukuk</i>
11.15%	Pasar Uang Syariah <i>Sharia-compliant money market instrument</i>

KINERJA/ PERFORMANCE

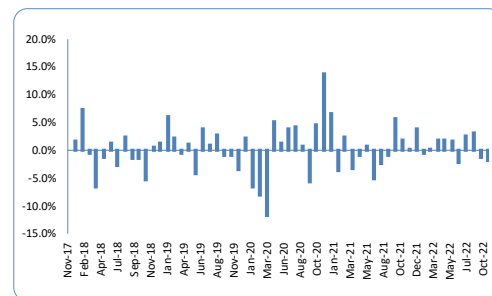
Period ended October 31, 2022 (Actual)

	YTD	1 MONTH	3 MONTHS	6 MONTHS	1 YEAR	3 YEARS	5 YEARS	CAGR SINCE INCEPTION
SAM Syariah Berimbang	5.63%	-1.74%	0.05%	2.18%	9.79%	7.50%	6.44%	5.32%
70% JII + 30% IGSIK	7.18%	0.74%	2.44%	0.00%	6.79%	0.44%	n.a.	2.98%
Best Monthly Return	Nov-20	13.78%						
Worst Monthly Return	Jan-11	-14.47%						

Kinerja sejak diluncurkan/ Unit Price Movement since Inception



Kinerja Bulanan dalam 5 Tahun Terakhir/ Monthly Returns during the Last 5 Years



BANK KUSTODIAN/ CUSTODIAN BANK

PT Bank CIMB Niaga Tbk merupakan bank swasta nasional pertama yang memperoleh persetujuan OJK sebagai Bank Kustodian di Pasar Modal berdasarkan surat Keputusan BAPEPAM No. KEP-71/PM/1991 tanggal 22 Agustus 1991.

PT Bank CIMB Niaga Tbk is the first national private bank to obtain OJK approval as a Custodian Bank in the Capital Market based on BAPEPAM Decree No. KEP-71/PM/1991 dated 22 August 1991.

PENGHARGAAN/ AWARD

2015 Aug	Investor Magazine	Best Sharia Balance Fund 2015 for 5 Years Return	2013 Aug	Investor Magazine	Best Sharia Balance Fund 2013 for 3 Years Return
2015 Aug	Investor Magazine	Best Sharia Balance Fund 2015 for 3 Years Return	2013 Jan	Kontan	Highest Balanced Fund 1 Year Return 2012
2015 Mar	APRDI Bloomberg	Best Islamic Mixed Allocation Fund 2014	2012 Nov	Kontan	Highest Balanced Fund YTD Return
2014 Aug	Investor Magazine	Best Sharia Balance Fund 2014 for 3 Years Return	2012 Aug	Investor Magazine	Best Sharia Balance Fund 2012 for 1 Year Return
2014 May	Lipper Reuters	Best Global Islamic Mixed Asset Fund 2014	2011 Aug	Investor Magazine	Best Sharia Balance Fund 2011 for 1 Year Return
2014 Apr	APRDI Bloomberg	Best Islamic Mixed Allocation Fund 2014			

INVESTASI MELALUI REKSA DANA MENGANDUNG RISIKO, SEBELUM MEMUTUSKAN BERINVESTASI, CALON INVESTOR WAJIB MEMBACA DAN MEMAHAMI PROSPEKTUS. KINERJA MASA LALU TIDAK MENJAMIN/ MENCERMIKAN INDIKASI KINERJA DIMASA YANG AKAN DATANG.

INVESTMENT IN MUTUAL FUND CONTAINS RISK, PRIOR TO INVESTING IN MUTUAL FUND, INVESTOR MUST READ AND UNDERSTAND THE FUND PROSPECTUS, PAST PERFORMANCE DOES NOT INDICATED FUTURE PERFORMANCE.