

Fund Factsheet

SAM SYARIAH BERIMBANG



Tanggal pengambilan data/ **31-May-22**
All data expressed as of

Reksa Dana Campuran/
Balanced Fund

MANAJER INVESTASI/ **INVESTMENT MANAGER**

PT Samuel Aset Manajemen ("SAM") didirikan berdasarkan Akta No. 166 tanggal 14 Mei 1997 dan memperoleh izin sebagai manajer investasi dari BAPEPAM No. KEP-06/PM/MI/1997 tanggal 21 Agustus 1997. SAM adalah perusahaan investasi yang menyediakan layanan produk investasi untuk nasabah domestik dan internasional.


SAM was established based on Notarial Deed No. 166 dated 14 May 1997 and obtained in investment management from BAPEPAM on its Letter No. KEP-06/PM/MI/1997 dated 21 August 1997. SAM is an investment company that provides a comprehensive range of investment management products for domestic and international investors.

Tanggal Efektif/ <i>Effective date</i>	20-Jan-10
Nomor Surat Pernyataan Efektif/ <i>Effective Statement</i>	S-472/PM/2097
Tanggal Peluncuran/ <i>Launch Date</i>	10-Feb-10
Mata Uang/ <i>Currency</i>	IDR
Harga Unit (NAB per Unit)/ <i>Unit Price (NAV per Unit)</i>	1,924.97
Total Nilai Aktiva Bersih/ <i>Fund Size</i>	30.8 Bio
Minimum Investasi Awal/ <i>Minimum Initial Investment</i>	100.000
Jumlah Unit Yang Ditawarkan/ <i>Number of Offered Units</i>	1.000.000.000
Periode Penilaian/ <i>Valuation Period</i>	Harian/ <i>Daily</i>
Biaya Pembelian/ <i>Subscription Fee</i>	Max. 1%
Biaya Penjualan Kembali/ <i>Redemption Fee</i>	Tidak ada
Biaya Pengalihan/ <i>Switching Fee</i>	Tidak ada
Biaya Manajemen/ <i>Management Fee</i>	Max. 2,5% p.a
Biaya Kustodian/ <i>Custodian Fee</i>	Max. 0.2% p.a
Bank Kustodian/ <i>Custodian Bank</i>	Bank CIMB Niaga
Kode ISIN/ <i>ISIN Code</i>	IDN000094703

Risiko-risiko Utama/ *Main Risks* :

- Risiko Perubahan Kondisi Ekonomi dan Politik
Risk of Deteriorating Economic and Political Conditions
- Risiko Wanprestasi
Risk of Default
- Risiko Berkurangnya Nilai Unit Penyertaan
Risk of decreased value of participating unit
- Risiko Likuiditas
Risk of Liquidity
- Risiko Perubahan Peraturan
Risk of Regulatory Change
- Risiko Pembubaran dan Likuidasi
Risk of Liquidation and Dissolution

Profil Risiko/ *Risk Profile*



Reksadana SAM Reksadana.sam
Reksadana SAM Reksadanasam

Prospektus dapat diakses di/ *Prospectus is available at*
www.sam.co.id

Informasi Bukti Kepemilikan Reksa Dana dapat diakses di/
Mutual Fund Units Ownership is available at
<https://kses.ksei.co.id>

KEBIJAKAN INVESTASI/ **INVESTMENT POLICY**

5% - 75%	Saham Syariah <i>Sharia-compliant Equity</i>
5% - 75%	Sukuk <i>Sukuk</i>
5% - 75%	Pasar Uang Syariah <i>Sharia-compliant money market instrument</i>

ALOKASI ASET/ **ALLOCATION OF INVESTMENT POLICY**

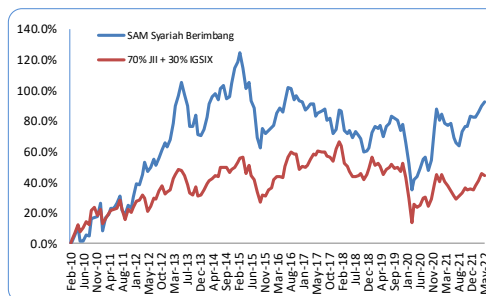
68.63%	Saham Syariah <i>Sharia-compliant Equity</i>
19.58%	Sukuk <i>Sukuk</i>
11.78%	Pasar Uang Syariah <i>Sharia-compliant money market instrument</i>

KINERJA/ **PERFORMANCE**

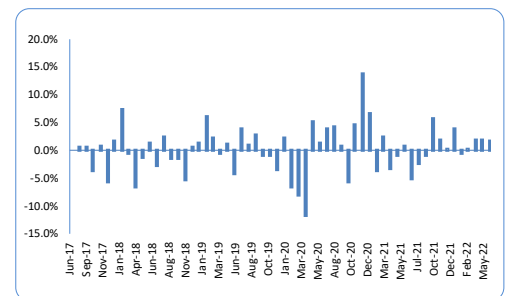
Period ended May 31, 2022 (Actual)

	YTD	1 MONTH	3 MONTHS	6 MONTHS	1 YEAR	3 YEARS	5 YEARS	CAGR SINCE INCEPTION
SAM Syariah Berimbang	5.09%	1.66%	5.49%	9.19%	8.09%	13.46%	5.14%	5.46%
70% JII + 30% IGSIK	6.45%	-0.68%	4.96%	7.13%	7.39%	n.a.	n.a.	3.03%
Best Monthly Return	Nov-20	13.78%						
Worst Monthly Return	Jan-11	-14.47%						

Kinerja sejak diluncurkan/ *Unit Price Movement since Inception*



Kinerja Bulanan dalam 5 Tahun Terakhir/ *Monthly Returns during the Last 5 Years*



BANK KUSTODIAN/ **CUSTODIAN BANK**

PT Bank CIMB Niaga Tbk merupakan bank swasta nasional pertama yang memperoleh persetujuan OJK sebagai Bank Kustodian di Pasar Modal berdasarkan surat Keputusan BAPEPAM No. KEP-71/PM/1991 tanggal 22 Agustus 1991.

PT Bank CIMB Niaga Tbk is the first national private bank to obtain OJK approval as a Custodian Bank in the Capital Market based on BAPEPAM Decree No. KEP-71/PM/1991 dated 22 August 1991.

PENGHARGAAN/ **AWARD**

2015 Aug	Investor Magazine	Best Sharia Balance Fund 2015 for 5 Years Return	2013 Aug	Investor Magazine	Best Sharia Balance Fund 2013 for 3 Years Return
2015 Aug	Investor Magazine	Best Sharia Balance Fund 2015 for 3 Years Return	2013 Jan	Kontan	Highest Balanced Fund 1 Year Return 2012
2015 Mar	APRDI Bloomberg	Best Islamic Mixed Allocation Fund 2014	2012 Nov	Kontan	Highest Balanced Fund YTD Return
2014 Aug	Investor Magazine	Best Sharia Balance Fund 2014 for 3 Years Return	2012 Aug	Investor Magazine	Best Sharia Balance Fund 2012 for 1 Year Return
2014 May	Lipper Reuters	Best Global Islamic Mixed Asset Fund 2014	2011 Aug	Investor Magazine	Best Sharia Balance Fund 2011 for 1 Year Return
2014 Apr	APRDI Bloomberg	Best Islamic Mixed Allocation Fund 2014			

INVESTASI MELALUI REKSA DANA MENGANDUNG RISIKO, SEBELUM MEMUTUSKAN BERINVESTASI, CALON INVESTOR WAJIB MEMBACA DAN MEMAHAMI PROSPEKTUS. KINERJA MASA LALU TIDAK MENJAMIN/ MENCERMIKAN INDIKASI KINERJA DIMASA YANG AKAN DATANG.

INVESTMENT IN MUTUAL FUND CONTAINS RISK, PRIOR TO INVESTING IN MUTUAL FUND, INVESTOR MUST READ AND UNDERSTAND THE FUND PROSPECTUS, PAST PERFORMANCE DOES NOT INDICATED FUTURE PERFORMANCE.