

### MANAJER INVESTASI / INVESTMENT MANAGER

PT Samuel Aset Manajemen ("SAM") didirikan berdasarkan Akta No. 166 tanggal 14 Mei 1997 dan memperoleh izin sebagai manajer investasi dari BAPEPAM No. KEP-06/PM/MI/1997 tanggal 21 Agustus 1997. SAM adalah perusahaan investasi yang menyediakan layanan produk investasi untuk nasabah domestik dan internasional.


*SAM was established based on Notarial Deed No. 166 dated 14 May 1997 and obtained in investment management from BAPEPAM on its Letter No. KEP-06/PM/MI/1997 dated 21 August 1997. SAM is an investment company that provides a comprehensive range of investment management products for domestic and international investors.*

Tanggal Efektif/ Effective date	2-Feb-15
Nomor Surat Pernyataan Efektif/ Effective Statement	S-27/D.04/2015
Tanggal Peluncuran/ Launch Date	17-Mar-15
Mata Uang/ Currency	IDR
Harga Unit (NAB per Unit)/ Unit Price (NAV per Unit)	1,263.68
Total Nilai Aktiva Bersih/ Fund Size	2.37 Tl
Minimum Investasi Awal/ Minimum Initial Investment	5.000.000.000
Jumlah Unit Yang Ditawarkan/ Number of Offered Units	2.000.000.000
Periode Penilaian/ Valuation Period	Harian/ Daily
Biaya Pembelian/ Subscription Fee	Max. 2%
Biaya Penjualan Kembali/ Redemption Fee	Max. 2%
Biaya Pengalihan/ Switching Fee	Max. 2%
Biaya Manajemen/ Management Fee	Max. 2% p.a
Biaya Kustodian/ Custodian Fee	Max. 0.1% p.a
Bank Kustodian/ Custodian Bank	Bank BNI
Kode ISIN/ ISIN Code	IDN000196201

#### Risiko-risiko Utama/ Main Risks :

- Risiko Perubahan Kondisi Ekonomi dan Politik  
*Risk of Deteriorating Economic and Political Conditions*
- Risiko Berkurangnya Nilai Unit Penyertaan  
*Risk of decreased value of participating unit*
- Risiko Pembubaran dan Likuidasi  
*Risk of Liquidation and Dissolution*
- Risiko Likuiditas bagi Reksadana Terbuka  
*Risk of Liquidity for open-end mutual fund*
- Risiko Wanprestasi  
*Risk of Default*

#### Profil Risiko/ Risk Profile



### KEBIJAKAN INVESTASI/ INVESTMENT POLICY

80% - 100%	Saham Equity
Max. 20%	Pasar Uang Money market instrument

### ALOKASI ASET/ ALLOCATION OF INVESTMENT POLICY

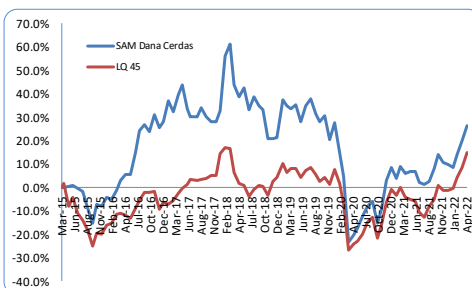
82.24%	Saham Equity
17.76%	Pasar Uang Money market instrument

### KINERJA/ PERFORMANCE

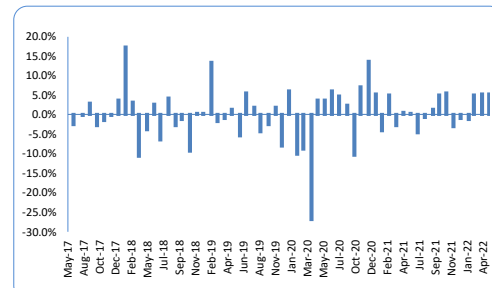
Period ended April 28, 2022 (Actual)

	YTD	1 MONTH	3 MONTHS	6 MONTHS	1 YEAR	3 YEARS	5 YEARS	CAGR SINCE INCEPTION
<b>SAM Dana Cerdas</b>	<b>15.39%</b>	<b>5.35%</b>	<b>16.77%</b>	<b>10.81%</b>	<b>18.52%</b>	<b>-6.62%</b>	<b>-12.17%</b>	<b>3.34%</b>
LQ45	16.54%	6.10%	15.52%	13.95%	21.45%	6.49%	15.38%	1.97%
Best Monthly Return	Jan-18	17.55%						
Worst Monthly Return	Mar-20	-26.82%						

#### Kinerja sejak diluncurkan/ Unit Price Movement since Inception



#### Kinerja Bulanan dalam 5 Tahun Terakhir/ Monthly Returns during the Last 5 Years



### BANK KUSTODIAN/ CUSTODIAN BANK

PT Bank Negara Indonesia (Persero) Tbk ("BNI") adalah bank pertama yang secara resmi dimiliki negara RI, merupakan pelopor terciptanya berbagai produk dan layanan jasa perbankan. BNI memperoleh persetujuan sebagai Bank Kustodian berdasarkan Surat Keputusan BAPEPAM No. KEP-162/PM/1991 tanggal 9 Desember 1991.

*PT Bank Negara Indonesia (Persero) Tbk ("BNI") is the first bank officially owned by the Republic of Indonesia, which has pioneered the creation of various banking products and services. BNI obtained approval as a Custodian Bank based on BAPEPAM Decree No. KEP-162/PM/1991 dated 9 December 1991.*