

Fund Factsheet

SAM GLOBAL SHARIA EQUITY DOLLAR



Tanggal pengambilan data/ **31-Mar-22**
All data expressed as of

Reksa Dana Saham Syariah/
Sharia-compliant Equity Fund

MANAJER INVESTASI/ **INVESTMENT MANAGER**

PT Samuel Aset Manajemen ("SAM") didirikan berdasarkan Akta No. 166 tanggal 14 Mei 1997 dan memperoleh izin sebagai manajer investasi dari BAPEPAM No. KEP-06/PM/MI/1997 tanggal 21 Agustus 1997. SAM adalah perusahaan investasi yang menyediakan layanan produk investasi untuk nasabah domestik dan internasional.


SAM was established based on Notarial Deed No. 166 dated 14 May 1997 and obtained in investment management from BAPEPAM on its Letter No. KEP-06/PM/MI/1997 dated 21 August 1997. SAM is an investment company that provides a comprehensive range of investment management products for domestic and international investors.

Tanggal Efektif/ <i>Effective date</i>	6-Feb-20
Nomor Surat Pernyataan Efektif/ <i>Effective Statement</i>	S-125/PM.21/2020
Tanggal Peluncuran/ <i>Launch Date</i>	19-Aug-20
Mata Uang/ <i>Currency</i>	USD
Harga Unit (NAB per Unit)/ <i>Unit Price (NAV per Unit)</i>	USD: 01.00
Total Nilai Aktiva Bersih/ <i>Fund Size</i>	1.31 Mio
Minimum Investasi Awal/ <i>Minimum Initial Investment</i>	USD 10.000
Jumlah Unit Yang Ditawarkan/ <i>Number of Offered Units</i>	5.000.000.000
Periode Penilaian/ <i>Valuation Period</i>	Harian/ <i>Daily</i>
Biaya Pembelian/ <i>Subscription Fee</i>	Max. 2%
Biaya Penjualan Kembali/ <i>Redemption Fee</i>	Max. 2%
Biaya Pengalihan/ <i>Switching Fee</i>	Tidak ada
Biaya Manajemen/ <i>Management Fee</i>	Max. 2% p.a
Biaya Kustodian/ <i>Custodian Fee</i>	Max. 0.40% p.a
Bank Kustodian/ <i>Custodian Bank</i>	Deutsche Bank
Kode ISIN/ <i>ISIN Code</i>	IDN000444601

Risiko-risiko Utama/ *Main Risks* :

- Risiko Perubahan Kondisi Ekonomi dan Politik
Risk of Deteriorating Economic and Political Conditions
- Risiko Pasar dan Berkurangnya Nilai Aktiva Bersih setiap Unit Penyertaan
Risk of Market and Risk of decreased net assets value of participating unit
- Risiko Likuiditas
Risk of Liquidity
- Risiko Perubahan Peraturan
Risk of Regulatory Change
- Risiko Pembubaran dan Likuidasi
Risk of Liquidation and Dissolution
- Risiko Industri
Risk of Industry
- Risiko Nilai Tukar Mata Uang Asing
Risk of Foreign Currency Exchange Rate

Profil Risiko/ *Risk Profile*



TUJUAN INVESTASI/ **INVESTMENT OBJECTIVE**

Memberikan potensi tingkat pertumbuhan investasi yang atraktif dalam jangka panjang melalui investasi pada pasar saham global sesuai dengan kebijakan Investasi yang memenuhi Prinsip Syariah Pasar Modal dan Prinsip *Environmental, Social dan Corporate Governance (ESG)*.

Aiming to obtain attractive long term investment growth by investing in global equity markets in accordance with investment policy adhering to Sharia Principles of the Capital Market and Principles of Environmental, Social dan Corporate Governance (ESG).

KEBIJAKAN INVESTASI/ **INVESTMENT POLICY**

80% - 100%	Saham syariah <i>Sharia - compliant equity</i>
0% - 20%	Pasar uang syariah dan/ atau kas <i>Sharia - compliant money market instruments and/ or cash</i>

ALOKASI ASET/ **ALLOCATION OF INVESTMENT POLICY**

90.69%	Saham syariah <i>Sharia - compliant equity</i>
9.31%	Pasar uang syariah dan/ atau kas <i>Sharia - compliant money market instruments and/ or cash</i>

PORTOFOLIO TERBESAR/ **TOP HOLDING**

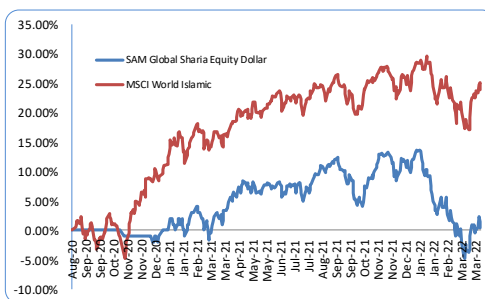
(menurut abjad/ *in alphabetical order*)

INTEL CORP
JOHNSON&JOHNSON
L'OREAL
MICROSOFT CORP
Money Market
NORFOLK SOUTHERN
NOVO-NORDISK-ADR
NXP SEMICONDUCTO
PFIZER INC
TECHTRONIC IND

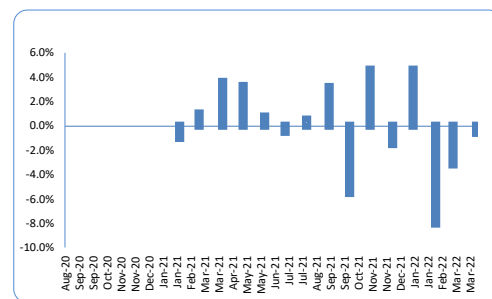
KINERJA/**PERFORMANCE**

	Period ended March 31, 2022 (Actual)							
	YTD	1 MONTH	3 MONTHS	6 MONTHS	1 YEAR	3 YEARS	5 YEARS	SINCE INCEPTION
SAM Global Sharia Equity Dollar	-11.42%	-0.53%	-11.42%	-4.50%	-3.06%	n.a.	n.a.	0.48%
MSCI World Islamic Index	-3.59%	1.98%	-3.59%	3.07%	6.89%	25.88%	39.60%	23.88%
Best Monthly Return	Dec-21	4.65%						
Worst Monthly Return	Jan-22	-8.06%						

Kinerja sejak diluncurkan/ **Unit Price Movement since Inception**



Kinerja Bulanan dalam 5 Tahun Terakhir/ **Monthly Returns during the Last 5 Years**



BANK KUSTODIAN/ **CUSTODIAN BANK**

PT Deutsche Bank AG Cabang Jakarta ("DB") adalah cabang dari Deutsche Bank AG, sebuah institusi keuangan yang berkedudukan dan berkantor pusat di Frankfurt am Main, Republik Federal Jerman. DB mendapatkan persetujuan sebagai Kustodian di bidang pasar modal berdasarkan Surat Keputusan BAPEPAM No. Kep-07/PM/1994 tanggal 19 January 1994.

Deutsche Bank AG, Jakarta Branch ("DB") is a branch office of Deutsche Bank AG, a financial institution domiciled and having its headquarter in Frankfurt am Main, Germany. DB has a license to operate as a custodian in capital market based on BAPEPAM Chairman Decision No. Kep-07/PM/1994 dated 19 January 1994.

Prospektus dapat diakses di/ *Prospectus is available at* www.sam.co.id

Informasi Bukti Kepemilikan Reksa Dana dapat diakses di/ *Mutual Fund Units Ownership is available at* <https://kses.ksei.co.id>



Reksadana SAM

Reksadana SAM

Reksadana.sam

Reksadanasam

INVESTASI MELALUI REKSA DANA MENGANDUNG RISIKO, SEBELUM MEMUTUSKAN BERINVESTASI, CALON INVESTOR WAJIB MEMBACA DAN MEMAHAMI PROSPEKTUS. KINERJA MASA LALU TIDAK MENJAMIN/ MENCERMINKAN INDIKASI KINERJA DIMASA YANG AKAN DATANG.

INVESTMENT IN MUTUAL FUND CONTAINS RISK, PRIOR TO INVESTING IN MUTUAL FUND, INVESTOR MUST READ AND UNDERSTAND THE FUND PROSPECTUS, PAST PERFORMANCE DOES NOT INDICATED FUTURE PERFORMANCE.