

Fund Factsheet

SAM MUTIARA NUSA CAMPURAN



Tanggal pengambilan data/ 25-Feb-22
All data expressed as of

Reksa Dana Campuran/
Balanced Fund

MANAJER INVESTASI/ INVESTMENT MANAGER

PT Samuel Aset Manajemen ("SAM") didirikan berdasarkan Akta No. 166 tanggal 14 Mei 1997 dan memperoleh izin sebagai manajer investasi dari BAPEPAM No. KEP-06/PM/MI/1997 tanggal 21 Agustus 1997. SAM adalah perusahaan investasi yang menyediakan layanan produk investasi untuk nasabah domestik dan internasional.

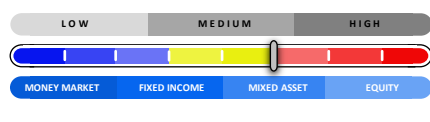
SAM was established based on Notarial Deed No. 166 dated 14 May 1997 and obtained in investment management from BAPEPAM on its Letter No. KEP-06/PM/MI/1997 dated 21 August 1997. SAM is an investment company that provides a comprehensive range of investment management products for domestic and international investors.

| | |
|---|------------------|
| Tanggal Efektif/ Effective date | 7-Nov-17 |
| Nomor Surat Pernyataan Efektif/ Effective Statement | S-824/PM.21/2017 |
| Tanggal Peluncuran/ Launch Date | 21-Dec-17 |
| Mata Uang/ Currency | IDR |
| Harga Unit (NAB per Unit)/ Unit Price (NAV per Unit) | 1,721.99 |
| Total Nilai Aktiva Bersih/ Fund Size | 27.6 Bio |
| Minimum Investasi Awal/ Minimum Initial Investment | 10.000.000 |
| Jumlah Unit Yang Ditawarkan/ Number of Offered Units | 5.000.000.000 |
| Periode Penilaian/ Valuation Period | Harian/ Daily |
| Biaya Pembelian/ Subscription Fee | Max. 3% |
| Biaya Penjualan Kembali/ Redemption Fee | Max. 3% |
| Biaya Pengalihan/ Switching Fee | Tidak ada |
| Biaya Manajemen/ Management Fee | Max. 3% p.a |
| Biaya Kustodian/ Custodian Fee | Max. 0.15% p.a |
| Bank Kustodian/ Custodian Bank | Bank CIMB Niaga |
| Kode ISIN/ ISIN Code | IDN000318508 |

Risiko-risiko Utama/ Main Risks :

- Risiko Berkurangnya Nilai Aktiva Bersih setiap Unit Penyertaan
Risk of decreased net assets value of participating unit
- Risiko Perubahan Kondisi Ekonomi dan Politik
Risk of Deteriorating Economic and Political Conditions
- Risiko Likuiditas
Risk of Liquidity
- Risiko Wanprestasi
Risk of Default
- Risiko Pembubaran dan Likuidasi
Risk of Liquidation and Dissolution

Profil Risiko/ Risk Profile



KEBIJAKAN INVESTASI/ INVESTMENT POLICY

| | |
|----------|---------------------------------------|
| 1% - 79% | Saham Equity |
| 1% - 79% | Efek Utang Fixed Income |
| 0% - 79% | Pasar Uang Money Market Instrument |

ALOKASI ASET/ ALLOCATION OF INVESTMENT POLICY

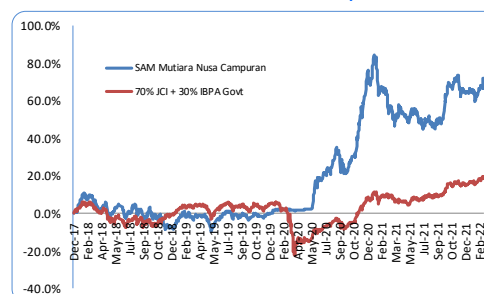
| | |
|--------|---------------------------------------|
| 67.42% | Saham Equity |
| 17.98% | Efek Utang Fixed Income |
| 14.60% | Pasar Uang Money Market Instrument |

KINERJA/ PERFORMANCE

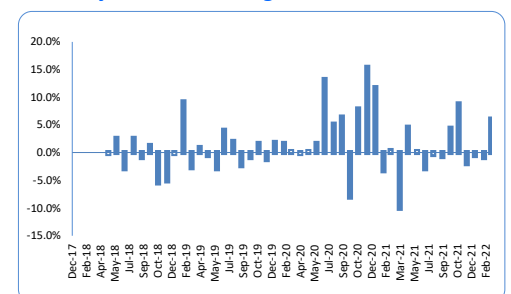
Period ended February 25, 2022 (Actual)

| | YTD | 1 MONTH | 3 MONTHS | 6 MONTHS | 1 YEAR | 3 YEARS | 5 YEARS | CAGR SINCE INCEPTION |
|---------------------------|--------|---------|----------|----------|--------|---------|---------|----------------------|
| SAM Mutiara Nusa Campuran | 5.01% | 6.04% | 4.45% | 16.33% | 5.49% | 76.58% | n.a. | 13.87% |
| 70% JCI + 30% IBPA Govt | 3.43% | 2.88% | 4.00% | 8.98% | 9.79% | 15.41% | 36.07% | -25.48% |
| Best Monthly Return | Nov-20 | 15.48% | | | | | | |
| Worst Monthly Return | Mar-21 | -10.11% | | | | | | |

Kinerja sejak diluncurkan/ Unit Price Movement since Inception



Kinerja Bulanan dalam 5 Tahun Terakhir/ Monthly Returns during the Last 5 Years



BANK KUSTODIAN/ CUSTODIAN BANK

PT Bank CIMB Niaga Tbk merupakan bank swasta nasional pertama yang memperoleh persetujuan OJK sebagai Bank Kustodian di Pasar Modal berdasarkan surat Keputusan BAPEPAM No. KEP-71/PM/1991 tanggal 22 Agustus 1991.

PT Bank CIMB Niaga Tbk is the first national private bank to obtain OJK approval as a Custodian Bank in the Capital Market based on BAPEPAM Decree No. KEP-71/PM/1991 dated 22 August 1991.

PENGHARGAAN/ AWARD

| | | |
|----------|--------------------|--|
| 2021 Mar | Investor-Infovesta | Reksa Dana Campuran Tipe Moderat—Periode 1 Tahun |
| 2021 Mar | Investor-Infovesta | Reksa Dana Campuran Tipe Moderat—Periode 3 Tahun |



Reksadana SAM

Reksadana SAM

Reksadana.sam

Reksadanasam

Prospektus dapat diakses di/ Prospectus is available at www.sam.co.id

Informasi Bukti Kepemilikan Reksa Dana dapat diakses di/ Mutual Fund Units Ownership is available at <https://kses.ksei.co.id>

INVESTASI MELALUI REKSA DANA MENGANDUNG RISIKO, SEBELUM MEMUTUSKAN BERINVESTASI, CALON INVESTOR WAJIB MEMBACA DAN MEMAHAMI PROSPEKTUS. KINERJA MASA LALU TIDAK MENJAMIN/ MENCERMINKAN INDIKASI KINERJA DIMASA YANG AKAN DATANG.

INVESTMENT IN MUTUAL FUND CONTAINS RISK, PRIOR TO INVESTING IN MUTUAL FUND, INVESTOR MUST READ AND UNDERSTAND THE FUND PROSPECTUS, PAST PERFORMANCE DOES NOT INDICATED FUTURE PERFORMANCE.