

Fund Factsheet

SAM INDONESIA EQUITY FUND



Tanggal pengambilan data/ **31-Jan-22**
All data expressed as of

Reksa Dana Saham/
Equity Fund

MANAJER INVESTASI/ INVESTMENT MANAGER

PT Samuel Aset Manajemen ("SAM") didirikan berdasarkan Akta No. 166 tanggal 14 Mei 1997 dan memperoleh izin sebagai manajer investasi dari BAPEPAM No. KEP-06/PM/MI/1997 tanggal 21 Agustus 1997. SAM adalah perusahaan investasi yang menyediakan layanan produk investasi untuk nasabah domestik dan internasional.

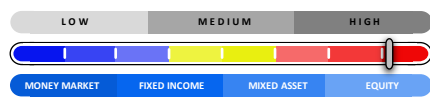
SAM was established based on Notarial Deed No. 166 dated 14 May 1997 and obtained in investment management from BAPEPAM on its Letter No. KEP-06/PM/MI/1997 dated 21 August 1997. SAM is an investment company that provides a comprehensive range of investment management products for domestic and international investors.

Tanggal Efektif/ <i>Effective date</i>	28-Sep-11
Nomor Surat Pernyataan Efektif/ <i>Effective Statement</i>	S-10579/BL/2011
Tanggal Peluncuran/ <i>Launch Date</i>	18-Oct-11
Mata Uang/ <i>Currency</i>	IDR
Harga Unit (NAV per Unit)/ <i>Unit Price (NAV per Unit)</i>	1,946.26
Total Nilai Aktiva Bersih/ <i>Fund Size</i>	1.0 Ti
Minimum Investasi Awal/ <i>Minimum Initial Investment</i>	100.000
Jumlah Unit Yang Ditawarkan/ <i>Number of Offered Units</i>	5.000.000.000
Periode Penilaian/ <i>Valuation Period</i>	Harian/ <i>Daily</i>
Biaya Pembelian/ <i>Subscription Fee</i>	Max. 1%
Biaya Penjualan Kembali/ <i>Redemption Fee</i>	Tidak ada
Biaya Pengalihan/ <i>Switching Fee</i>	Tidak ada
Biaya Manajemen/ <i>Management Fee</i>	Max. 3% p.a
Biaya Kustodian/ <i>Custodian Fee</i>	Max. 0.2% p.a
Bank Kustodian/ <i>Custodian Bank</i>	Deutsche Bank
Kode ISIN/ <i>ISIN Code</i>	IDN000122009

Risiko-risiko Utama/ Main Risks :

- Risiko Perubahan Kondisi Ekonomi dan Politik
Risk of Deteriorating Economic and Political Conditions
- Risiko Wanprestasi
Risk of Default
- Risiko Berkurangnya Nilai Unit Penyertaan
Risk of decreased value of participating unit
- Risiko Pembubaran dan Likuiditas
Risk of Dissolution
- Risiko Likuiditas
Risk of Liquidity

Profil Risiko/ Risk Profile



Reksadana SAM Reksadana.sam
Reksadana SAM Reksadanasam

KEBIJAKAN INVESTASI/ INVESTMENT POLICY

80% - 98%	Saham <i>Equity</i>
2% - 20%	Pasar Uang dan/ atau Kas <i>Money market instrument and/ or cash</i>

ALOKASI ASET/ ALLOCATION OF INVESTMENT POLICY

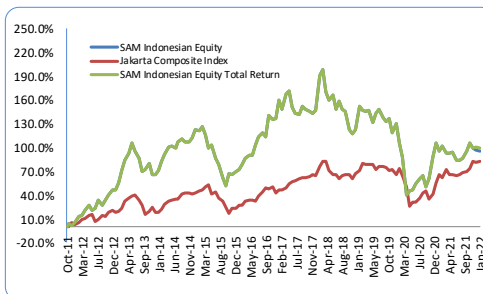
96.27%	Saham <i>Equity</i>
3.73%	Pasar Uang <i>Money Market</i>

KINERJA/ PERFORMANCE

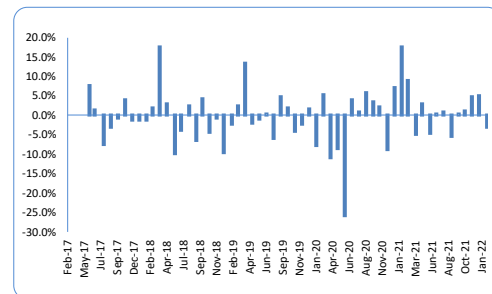
Period ended January 31, 2022 (Actual)

	YTD	1 MONTH	3 MONTHS	6 MONTHS	1 YEAR	3 YEARS	5 YEARS	CAGR SINCE INCEPTION
SAM Indonesian Equity	-1.12%	-1.12%	-5.07%	6.06%	-0.37%	-22.88%	-25.03%	6.68%
SAM Indonesian Equity Tot. Return	-1.16%	-1.16%	-1.91%	7.97%	-0.26%	-20.22%	-23.07%	6.92%
Jakarta Composite Index	0.75%	0.75%	0.60%	9.24%	13.11%	1.50%	25.26%	6.05%
Best Monthly Return	Nov-20	17.69%						
Worst Monthly Return	Mar-20	-25.88%						

Kinerja sejak diluncurkan/ Unit Price Movement since Inception



Kinerja Bulanan dalam 5 Tahun Terakhir/ Monthly Returns during the Last 5 Years



BANK KUSTODIAN/ CUSTODIAN BANK

PT Deutsche Bank AG Cabang Jakarta ("DB") adalah cabang dari Deutsche Bank AG, sebuah institusi keuangan yang berkedudukan dan berkantor pusat di Frankfurt am Main, Republik Federal Jerman. DB mendapatkan persetujuan sebagai Kustodian di bidang pasar modal berdasarkan Surat Keputusan BAPEPAM No. Kep-07/PM/1994 tanggal 19 Januari 1994.

Deutsche Bank AG, Jakarta Branch ("DB") is a branch office of Deutsche Bank AG, a financial institution domiciled and having its headquarter in Frankfurt am Main, Germany. DB has a license to operate as a custodian in capital market based on BAPEPAM Chairman Decision No. Kep-07/PM/1994 dated 19 January 1994.

PENGHARGAAN / AWARD

2017 May	Warta Ekonomi	Consumer Choice in Equity Mutual Fund 2017	2014 Apr	APRDI-Bloomberg	Best Equity Fund 2014 AUM>500B
2017 May	Warta Ekonomi	Best Perform Equity Mutual Fund 2017	2014 Feb	Investor-infovesta	Best Equity Fund 2014 for 1 Year Return
2017 Mar	APRDI-Bloomberg	Best Equity Fund 2017 AUM >500B	2013 Mar	Kontan	Rank #1 Equity Fund 2015 for 3 Years Period
2017 Mar	Investor-infovesta	Best Equity Fund 2017 for 5 Years Return AUM 1,5T	2013 Feb	Investor Magazine	Best Equity Fund 2013 for 1 Year Return
2017 Mar	Investor-infovesta	Best Equity Fund 2017 for 1 Years Return AUM 1,5T	2013 Jan	Kontan	Highest Equity Fund 1 Year Return 2012
2015 Mar	APRDI-Bloomberg	Best Equity Fund 2015 AUM >500B	2012 Dec	Kontan	Best Equity Fund Return
2015 Mar	Investor-infovesta	Best Equity Fund 2015 for 3 Years Return	2012 Nov	Bisnis Indonesia	Best Equity Fund Return

Prospektus dapat diakses di/ *Prospectus is available at*
www.sam.co.id

Informasi Bukti Kepemilikan Reksa Dana dapat diakses di/
Mutual Fund Units Ownership is available at
<https://kses.ksei.co.id>

INVESTASI MELALUI REKSA DANA MENGANDUNG RISIKO, SEBELUM MEMUTUSKAN BERINVESTASI, CALON INVESTOR WAJIB MEMBACA DAN MEMAHAMI PROSPEKTUS. KINERJA MASA LALU TIDAK MENJAMIN/ MENCERMIKAN INDIKASI KINERJA DIMASA YANG AKAN DATANG.

INVESTMENT IN MUTUAL FUND CONTAINS RISK, PRIOR TO INVESTING IN MUTUAL FUND, INVESTOR MUST READ AND UNDERSTAND THE FUND PROSPECTUS, PAST PERFORMANCE DOES NOT INDICATED FUTURE PERFORMANCE.