

Fund Factsheet

SAM DANA OBLIGASI STRATEGIS



Tanggal pengambilan data/ **31-Jan-22**
All data expressed as of

Reksa Dana Pendapatan Tetap/
Fixed Income Fund

MANAJER INVESTASI/ INVESTMENT MANAGER

PT Samuel Aset Manajemen ("SAM") didirikan berdasarkan Akta No. 166 tanggal 14 Mei 1997 dan memperoleh izin sebagai manajer investasi dari BAPEPAM No. KEP-06/PM/MI/1997 tanggal 21 Agustus 1997. SAM adalah perusahaan investasi yang menyediakan layanan produk investasi untuk nasabah domestik dan internasional.

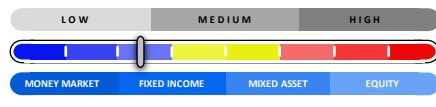
SAM was established based on Notarial Deed No. 166 dated 14 May 1997 and obtained in investment management from BAPEPAM on its Letter No. KEP-06/PM/MI/1997 dated 21 August 1997. SAM is an investment company that provides a comprehensive range of investment management products for domestic and international investors.

Tanggal Efektif/ Effective date	14-May-19
Nomor Surat Pernyataan Efektif/ Effective Statement	S-584/PM.21/2019
Tanggal Peluncuran/ Launch Date	18-Jun-19
Mata Uang/ Currency	IDR
Harga Unit (NAB per Unit)/ Unit Price (NAV per Unit)	1,228.06
Total Nilai Aktiva Bersih/ Fund Size	118.4 Bi
Minimum Investasi Awal/ Minimum Initial Investment	5.000.000.000
Jumlah Unit Yang Ditawarkan/ Number of Offered Units	2.000.000.000
Periode Penilaian/ Valuation Period	Harian/ Daily
Biaya Pembelian/ Subscription Fee	Maks. 2%
Biaya Penjualan Kembali/ Redemption Fee	Maks. 2%
Biaya Pengalihan/ Switching Fee	Tidak Ada
Biaya Manajemen/ Management Fee	Max. 1.5% p.a
Biaya Kustodian/ Custodian Fee	Max. 0.15% p.a
Bank Kustodian/ Custodian Bank	Bank DBS
Kode ISIN/ ISIN Code	IDN000390705

Risiko-risiko Utama/ Main Risks :

- Risiko Berkurangnya Nilai Aktiva Bersih setiap Unit Penyertaan
Risk of decreased value of participating unit
- Risiko Perubahan Kondisi Ekonomi dan Politik
Risk of Deteriorating Economic and Political Conditions
- Risiko Likuiditas
Risk of Liquidity
- Risiko Wanprestasi
Risk of Default
- Risiko Pembubaran dan Likuidasi
Risk of Liquidation and Dissolution

Profil Risiko/ Risk Profile



KEBIJAKAN INVESTASI/ INVESTMENT POLICY

80% - 100%	Efek Utang Fixed Income
0% - 20%	Pasar Uang dan/ atau Deposito Money Market instrument and/ or Time deposit

ALOKASI ASET/ ALLOCATION OF INVESTMENT POLICY

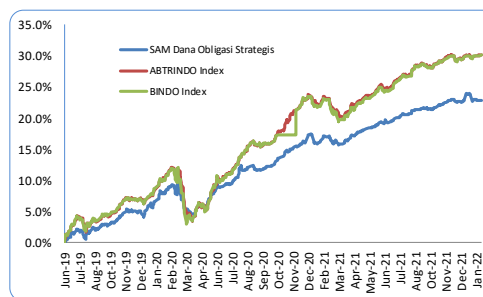
84.55%	Obligasi Bond
15.45%	Pasar Uang dan/ atau Deposito Money Market instrument and/ or Time deposit

KINERJA/ PERFORMANCE

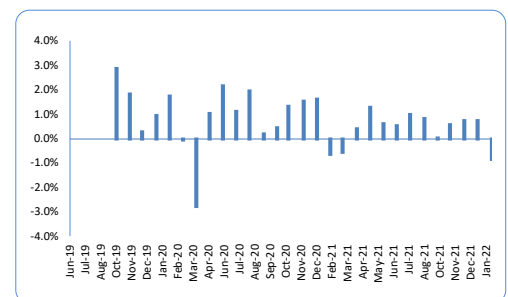
Period ended January 31, 2022 (Actual)

	YTD	1 MONTH	3 MONTHS	6 MONTHS	1 YEAR	3 YEARS	5 YEARS	CAGR SINCE INCEPTION
SAM Dana Obligasi Strategis	-0.86%	-0.86%	0.00%	2.01%	5.39%	n.a.	n.a.	8.14%
Indeks ABTRINDO	0.00%	0.00%	0.70%	2.78%	6.06%	38.18%	55.77%	10.54%
Indeks BINDO	0.14%	0.14%	0.84%	2.90%	6.33%	37.34%	56.40%	3.68%
Best Monthly Return	May-20	2.14%						
Worst Monthly Return	Mar-20	-2.79%						

Kinerja sejak diluncurkan/ Unit Price Movement since Inception



Kinerja Bulanan dalam 5 Tahun Terakhir/ Monthly Returns during the Last 5 Years



BANK KUSTODIAN/ CUSTODIAN BANK

PT Bank DBS Indonesia merupakan jaringan usaha Bank DBS Limited Singapore di Asia, mendapatkan izin Kustodian dari otoritas Pasar Modal - BAPEPAM dan LK pada tanggal 9 Agustus 2006 dengan Keputusan Nomor KEP-02/BL/Kstd/2006.

PT Bank DBS Indonesia is a business network of Bank DBS Limited Singapore in Asia, obtained a Custodian license from the Capital Market Authority - BAPEPAM and LK on 9 August 2006 with Decree Number KEP-02/BL/Kstd/2006.



Reksadana SAM

Reksadana SAM

Reksadana.sam

Reksadanasam

Prospektus dapat diakses di/ Prospectus is available at www.sam.co.id

Informasi Bukti Kepemilikan Reksa Dana dapat diakses di/ Mutual Fund Units Ownership is available at <https://kses.ksei.co.id>

INVESTASI MELALUI REKSA DANA MENGANDUNG RISIKO, SEBELUM MEMUTUSKAN BERINVESTASI, CALON INVESTOR WAJIB MEMBACA DAN MEMAHAMI PROSPEKTUS. KINERJA MASA LALU TIDAK MENJAMIN/ MENCERMINKAN INDIKASI KINERJA DIMASA YANG AKAN DATANG.

INVESTMENT IN MUTUAL FUND CONTAINS RISK, PRIOR TO INVESTING IN MUTUAL FUND, INVESTOR MUST READ AND UNDERSTAND THE FUND PROSPECTUS, PAST PERFORMANCE DOES NOT INDICATED FUTURE PERFORMANCE.