

Fund Factsheet

SAM MUTIARA NUSA CAMPURAN



Tanggal pengambilan data/ 30-Dec-21
All data expressed as of

Reksa Dana Campuran/
Balanced Fund

MANAJER INVESTASI/ INVESTMENT MANAGER

PT Samuel Aset Manajemen ("SAM") didirikan berdasarkan Akta No. 166 tanggal 14 Mei 1997 dan memperoleh izin sebagai manajer investasi dari BAPEPAM No. KEP-06/PM/MI/1997 tanggal 21 Agustus 1997. SAM adalah perusahaan investasi yang menyediakan layanan produk investasi untuk nasabah domestik dan internasional.

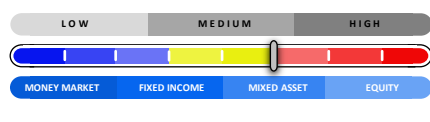
SAM was established based on Notarial Deed No. 166 dated 14 May 1997 and obtained in investment management from BAPEPAM on its Letter No. KEP-06/PM/MI/1997 dated 21 August 1997. SAM is an investment company that provides a comprehensive range of investment management products for domestic and international investors.

Tanggal Efektif/ Effective date	7-Nov-17
Nomor Surat Pernyataan Efektif/ Effective Statement	S-824/PM.21/2017
Tanggal Peluncuran/ Launch Date	21-Dec-17
Mata Uang/ Currency	IDR
Harga Unit (NAB per Unit)/ Unit Price (NAV per Unit)	1,639.90
Total Nilai Aktiva Bersih/ Fund Size	40.7 Bio
Minimum Investasi Awal/ Minimum Initial Investment	10.000.000
Jumlah Unit Yang Ditawarkan/ Number of Offered Units	5.000.000.000
Periode Penilaian/ Valuation Period	Harian/ Daily
Biaya Pembelian/ Subscription Fee	Max. 3%
Biaya Penjualan Kembali/ Redemption Fee	Max. 3%
Biaya Pengalihan/ Switching Fee	Tidak ada
Biaya Manajemen/ Management Fee	Max. 3% p.a
Biaya Kustodian/ Custodian Fee	Max. 0.15% p.a
Bank Kustodian/ Custodian Bank	Bank CIMB Niaga
Kode ISIN/ ISIN Code	IDN000318508

Risiko-risiko Utama/ Main Risks :

- Risiko Berkurangnya Nilai Aktiva Bersih setiap Unit Penyertaan
Risk of decreased net assets value of participating unit
- Risiko Perubahan Kondisi Ekonomi dan Politik
Risk of Deteriorating Economic and Political Conditions
- Risiko Likuiditas
Risk of Liquidity
- Risiko Wanprestasi
Risk of Default
- Risiko Pembubaran dan Likuidasi
Risk of Liquidation and Dissolution

Profil Risiko/ Risk Profile



KEBIJAKAN INVESTASI/ INVESTMENT POLICY

1% - 79%	Saham Equity
1% - 79%	Efek Utang Fixed Income
0% - 79%	Pasar Uang Money Market Instrument

ALOKASI ASET/ ALLOCATION OF INVESTMENT POLICY

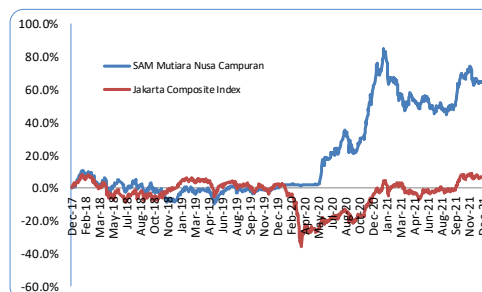
76.53%	Saham Equity
12.31%	Efek Utang Fixed Income
11.16%	Pasar Uang Money Market Instrument

KINERJA/ PERFORMANCE

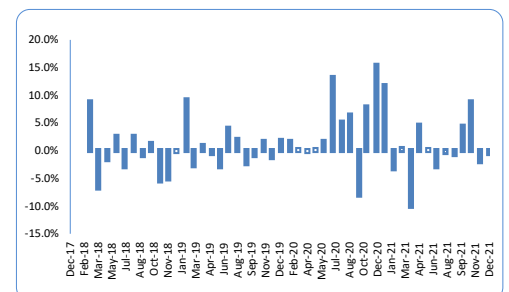
Period ended December 30, 2021 (Actual)

	YTD	1 MONTH	3 MONTHS	6 MONTHS	1 YEAR	3 YEARS	5 YEARS	CAGR SINCE INCEPTION
SAM Mutiara Nusa Campuran	-2.58%	-0.52%	6.03%	9.61%	-2.58%	78.47%	n.a.	13.07%
Jakarta Composite Index	10.08%	0.73%	4.68%	9.96%	10.08%	6.25%	24.26%	0.89%
Best Monthly Return	Nov-20	15.48%						
Worst Monthly Return	Mar-21	-10.11%						

Kinerja sejak diluncurkan/ Unit Price Movement since Inception



Kinerja Bulanan dalam 5 Tahun Terakhir/ Monthly Returns during the Last 5 Years



BANK KUSTODIAN/ CUSTODIAN BANK

PT Bank CIMB Niaga Tbk merupakan bank swasta nasional pertama yang memperoleh persetujuan OJK sebagai Bank Kustodian di Pasar Modal berdasarkan surat Keputusan BAPEPAM No. KEP-71/PM/1991 tanggal 22 Agustus 1991.

PT Bank CIMB Niaga Tbk is the first national private bank to obtain OJK approval as a Custodian Bank in the Capital Market based on BAPEPAM Decree No. KEP-71/PM/1991 dated 22 August 1991.

PENGHARGAAN/ AWARD

2021 Mar	Investor-Infovesta	Reksa Dana Campuran Tipe Moderat—Periode 1 Tahun
2021 Mar	Investor-Infovesta	Reksa Dana Campuran Tipe Moderat—Periode 3 Tahun



Reksadana SAM

Reksadana SAM

Reksadana.sam

Reksadanasam

Prospektus dapat diakses di/ Prospectus is available at www.sam.co.id

Informasi Bukti Kepemilikan Reksa Dana dapat diakses di/ Mutual Fund Units Ownership is available at <https://kses.ksei.co.id>

INVESTASI MELALUI REKSA DANA MENGANDUNG RISIKO, SEBELUM MEMUTUSKAN BERINVESTASI, CALON INVESTOR WAJIB MEMBACA DAN MEMAHAMI PROSPEKTUS. KINERJA MASA LALU TIDAK MENJAMIN/ MENCERMIKAN INDIKASI KINERJA DIMASA YANG AKAN DATANG.

INVESTMENT IN MUTUAL FUND CONTAINS RISK, PRIOR TO INVESTING IN MUTUAL FUND, INVESTOR MUST READ AND UNDERSTAND THE FUND PROSPECTUS, PAST PERFORMANCE DOES NOT INDICATED FUTURE PERFORMANCE.