

# Fund Factsheet

## SAM SHARIA EQUITY FUND



Tanggal pengambilan data/ 30-Nov-21  
All data expressed as of

Reksa Dana Saham Syariah/  
Sharia-compliant Equity Fund

### MANAJER INVESTASI/ INVESTMENT MANAGER

PT Samuel Aset Manajemen ("SAM") didirikan berdasarkan Akta No. 166 tanggal 14 Mei 1997 dan memperoleh izin sebagai manajer investasi dari BAPEPAM No. KEP-06/PM/MI/1997 tanggal 21 Agustus 1997. SAM adalah perusahaan investasi yang menyediakan layanan produk investasi untuk nasabah domestik dan internasional.

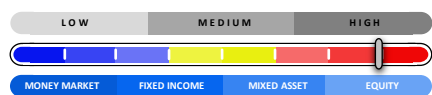
SAM was established based on Notarial Deed No. 166 dated 14 May 1997 and obtained in investment management from BAPEPAM on its Letter No. KEP-06/PM/MI/1997 dated 21 August 1997. SAM is an investment company that provides a comprehensive range of investment management products for domestic and international investors.

Tanggal Efektif/ Effective date	27-Dec-12
Nomor Surat Pernyataan Efektif/ Effective Statement	S-14749/BL/2012
Tanggal Peluncuran/ Launch Date	18-Jan-13
Mata Uang/ Currency	IDR
Harga Unit (NAB per Unit)/ Unit Price (NAV per Unit)	946.83
Total Nilai Aktiva Bersih/ Fund Size	42.3 Bio
Minimum Investasi Awal/ Minimum Initial Investment	100.000
Jumlah Unit Yang Ditawarkan/ Number of Offered Units	1.000.000.000
Periode Penilaian/ Valuation Period	Harian/ Daily
Biaya Pembelian/ Subscription Fee	Max. 1%
Biaya Penjualan Kembali/ Redemption Fee	Tidak ada
Biaya Pengalihan/ Switching Fee	Tidak ada
Biaya Manajemen/ Management Fee	Max. 3% p.a
Biaya Kustodian/ Custodian Fee	Max. 0.2% p.a
Bank Kustodian/ Custodian Bank	Bank CIMB Niaga
Kode ISIN/ ISIN Code	IDN000150307

#### Risiko-risiko Utama/ Main Risks :

- Risiko Perubahan Kondisi Ekonomi dan Politik  
*Risk of Deteriorating Economic and Political Conditions*
- Risiko Wanprestasi  
*Risk of Default*
- Risiko Berkurangnya Nilai Unit Penyertaan  
*Risk of decreased value of participating unit*
- Risiko Likuiditas  
*Risk of Liquidity*
- Risiko Perubahan Peraturan  
*Risk of Regulatory Change*
- Risiko Pembubaran dan Likuidasi  
*Risk of Liquidation and Dissolution*

#### Profil Risiko/ Risk Profile



Reksadana SAM Reksadana.sam  
Reksadana SAM Reksadanasam

### TUJUAN INVESTASI/ INVESTMENT OBJECTIVE

Untuk memperoleh imbal hasil yang jangka panjang bagi Pemegang Unit Penyertaan dengan berinvestasi pada pada Efek Ekuitas bersifat syariah yang termasuk dalam daftar Efek Syariah serta Instrumen Pasar Uang dan Setara Kas bersifat syariah.

To obtain long term investment returns for unit holders by investing in Syariah-compliant equity instruments listed in Daftar Efek Syariah and sharia-compliant money market instrument and/ or cash.

### KEBIJAKAN INVESTASI/ INVESTMENT POLICY

Min 80%	Saham Syariah Sharia-compliant Equity
Max 20%	Pasar Uang - Syariah Sharia-compliant money market instrument

### ALOKASI ASET/ ALLOCATION OF INVESTMENT POLICY

91.62%	Saham Syariah Sharia-compliant Equity
8.38%	Pasar Uang - Syariah Sharia-compliant money market instrument

### 10 PORTOFOLIO TERBESAR/ TOP 10 HOLDING

(menurut abjad/ in alphabetical order)

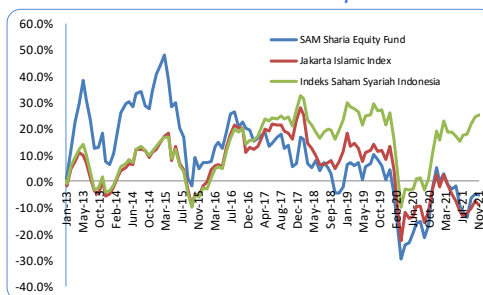
- Adaro Energy Tbk PT
- Industri Jamu Dan Farmasi Sido Muncul Tb
- Kalbe Farma Tbk PT
- MD Pictures Tbk PT
- Mitra Pinasthika Mustika Tbk PT
- Money Market
- PP Presisi Tbk PT
- Prodia Widyahusada Tbk PT
- Telekomunikasi Indonesia Persero Tbk PT
- United Tractors Tbk PT

### KINERJA/ PERFORMANCE

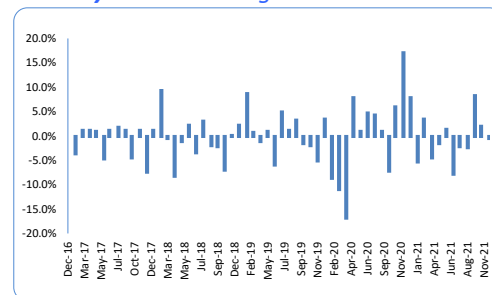
Period ended November 30, 2021 (Actual)

	YTD	1 MONTH	3 MONTHS	6 MONTHS	1 YEAR	3 YEARS	5 YEARS	CAGR SINCE INCEPTION
<b>SAM Sharia Equity</b>	<b>-9.97%</b>	<b>-0.58%</b>	<b>9.70%</b>	<b>-3.55%</b>	<b>-2.82%</b>	<b>-1.01%</b>	<b>-21.35%</b>	<b>-0.61%</b>
Jakarta Islamic Index	-11.46%	-1.72%	3.23%	-1.67%	-6.63%	-15.76%	-18.25%	-1.10%
Indeks Saham Syariah Indonesia	5.09%	0.40%	6.13%	6.88%	12.97%	4.66%	9.72%	2.56%
Best Monthly Return	Nov-20	17.10%						
Worst Monthly Return	Mar-20	-16.89%						

### Kinerja sejak diluncurkan/ Unit Price Movement since Inception



### Kinerja Bulanan dalam 5 Tahun Terakhir/ Monthly Returns during the Last 5 Years



### BANK KUSTODIAN/ CUSTODIAN BANK

PT Bank CIMB Niaga Tbk merupakan bank swasta nasional pertama yang memperoleh persetujuan OJK sebagai Bank Kustodian di Pasar Modal berdasarkan surat Keputusan BAPEPAM No. KEP-71/PM/1991 tanggal 22 Agustus 1991.

PT Bank CIMB Niaga Tbk is the first national private bank to obtain OJK approval as a Custodian Bank in the Capital Market based on BAPEPAM Decree No. KEP-71/PM/1991 dated 22 August 1991.

Prospektus dapat diakses di/ Prospectus is available at [www.sam.co.id](http://www.sam.co.id)

Informasi Bukti Kepemilikan Reksa Dana dapat diakses di/ Mutual Fund Units Ownership is available at <https://kses.ksei.co.id>

INVESTASI MELALUI REKSA DANA MENGANDUNG RISIKO, SEBELUM MEMUTUSKAN BERINVESTASI, CALON INVESTOR WAJIB MEMBACA DAN MEMAHAMI PROSPEKTUS. KINERJA MASA LALU TIDAK MENJAMIN/ MENCERMINKAN INDIKASI KINERJA DIMASA YANG AKAN DATANG.

INVESTMENT IN MUTUAL FUND CONTAINS RISK, PRIOR TO INVESTING IN MUTUAL FUND, INVESTOR MUST READ AND UNDERSTAND THE FUND PROSPECTUS, PAST PERFORMANCE DOES NOT INDICATED FUTURE PERFORMANCE.