

Tanggal pengambilan data/ **30-Nov-21**
All data expressed as of

Reksa Dana Pendapatan Tetap/
Fixed Income Fund

MANAJER INVESTASI/ INVESTMENT MANAGER

PT Samuel Aset Manajemen ("SAM") didirikan berdasarkan Akta No. 166 tanggal 14 Mei 1997 dan memperoleh izin sebagai manajer investasi dari BAPEPAM No. KEP-06/PM/MI/1997 tanggal 21 Agustus 1997. SAM adalah perusahaan investasi yang menyediakan layanan produk investasi untuk nasabah domestik dan internasional.


SAM was established based on Notarial Deed No. 166 dated 14 May 1997 and obtained in investment management from BAPEPAM on its Letter No. KEP-06/PM/MI/1997 dated 21 August 1997. SAM is an investment company that provides a comprehensive range of investment management products for domestic and international investors.

| | |
|---|------------------|
| Tanggal Efektif/ Effective date | 9-May-18 |
| Nomor Surat Pernyataan Efektif/ Effective Statement | S-479/PM.21/2018 |
| Tanggal Peluncuran/ Launch Date | 9-Jul-18 |
| Mata Uang/ Currency | IDR |
| Harga Unit (NAB per Unit)/ Unit Price (NAV per Unit) | 1,272.86 |
| Total Nilai Aktiva Bersih/ Fund Size | 648.8 Bi |
| Minimum Investasi Awal/ Minimum Initial Investment | 100.000 |
| Jumlah Unit Yang Ditawarkan/ Number of Offered Units | 2.000.000.000 |
| Periode Penilaian/ Valuation Period | Harian/ Daily |
| Biaya Pembelian/ Subscription Fee | Max. 2% |
| Biaya Penjualan Kembali/ Redemption Fee | Max. 2% |
| Biaya Pengalihan/ Switching Fee | Tidak ada |
| Biaya Manajemen/ Management Fee | Max. 1.5% p.a |
| Biaya Kustodian/ Custodian Fee | Max. 0.2% p.a |
| Bank Kustodian/ Custodian Bank | Bank Mega |
| Kode ISIN/ ISIN Code | IDN000347804 |

Risiko-risiko Utama/ Main Risks :

- Risiko Berkurangnya Nilai Aktiva Bersih setiap Unit Penyerahan
Risk of decreased value of participating unit
- Risiko Perubahan Kondisi Ekonomi dan Politik
Risk of Deteriorating Economic and Political Conditions
- Risiko Likuiditas
Risk of Liquidity
- Risiko Wanprestasi
Risk of Default
- Risiko Pembubaran dan Likuidasi
Risk of Liquidation and Dissolution

Profil Risiko/ Risk Profile



KEBIJAKAN INVESTASI/ INVESTMENT POLICY

| | |
|------------|---|
| 80% - 100% | Efek Utang Fixed Income |
| 0% - 20% | Saham dan/ atau Pasar Uang dan/ atau Kas Equity and/ or Money Market Instrument and/ or Cash |

ALOKASI ASET/ ALLOCATION OF INVESTMENT POLICY

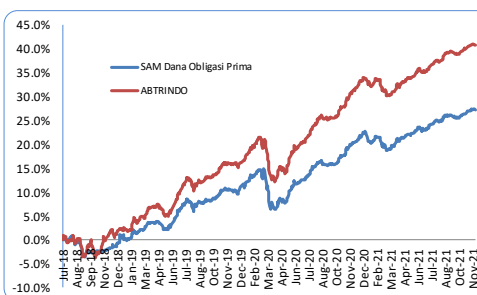
| | |
|--------|---------------------------------------|
| 93.21% | Obligasi Bond |
| 2.02% | MTN MTN |
| 4.77% | Pasar Uang Money Market Instrument |

KINERJA/ PERFORMANCE

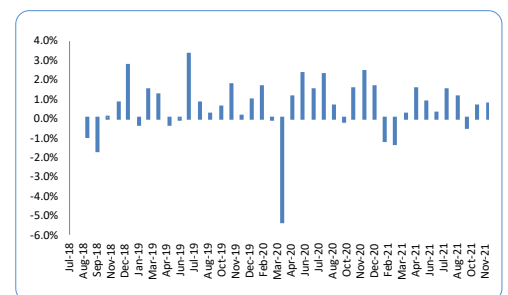
Period ended November 30, 2021 (Actual)

| | YTD | 1 MONTH | 3 MONTHS | 6 MONTHS | 1 YEAR | 3 YEARS | 5 YEARS | CAGR SINCE INCEPTION |
|-------------------------|--------|---------|----------|----------|--------|---------|---------|----------------------|
| SAM Dana Obligasi Prima | 4.06% | 0.78% | 0.98% | 3.95% | 5.77% | 29.61% | n.a. | 1.15% |
| Indeks ABTRINDO | 5.08% | 0.65% | 1.40% | 4.82% | 7.33% | 38.41% | 61.50% | 10.62% |
| Best Monthly Return | Jun-19 | 3.31% | | | | | | |
| Worst Monthly Return | Mar-20 | -5.32% | | | | | | |

Kinerja sejak diluncurkan/ Unit Price Movement since Inception



Kinerja Bulanan dalam 5 Tahun Terakhir/ Monthly Returns during the Last 5 Years



BANK KUSTODIAN/ CUSTODIAN BANK

PT Bank Mega Tbk, mendapatkan izin Kustodian dari otoritas Pasar Modal-BAPEPAM-LK pada tanggal 18 Januari 2001 dengan Keputusan Nomor KEP-01/PM/Kstd/2001.

PT Bank Mega Tbk obtained a Custodian license from the Capital Market Authority - BAPEPAM-LK on 18 January 2001 with Decree Number KEP-01/PM/Kstd/2001.