

MANAJER INVESTASI/ INVESTMENT MANAGER

PT Samuel Aset Manajemen ("SAM") didirikan berdasarkan Akta No. 166 tanggal 14 Mei 1997 dan memperoleh izin sebagai manajer investasi dari BAPEPAM No. KEP-06/PM/MI/1997 tanggal 21 Agustus 1997. SAM adalah perusahaan investasi yang menyediakan layanan produk investasi untuk nasabah domestik dan internasional.

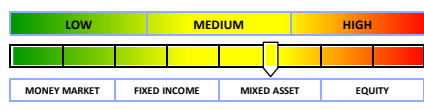
SAM was established based on Notarial Deed No. 166 dated 14 May 1997 and obtained in investment management from BAPEPAM on its Letter No. KEP-06/PM/MI/1997 dated 21 August 1997. SAM is an investment company that provides a comprehensive range of investment management products for domestic and international investors.

Tanggal Efektif/ Effective date	29-Oct-97
Nomor Surat Pernyataan Efektif/ Effective Statement	S-252/PM/2097
Tanggal Peluncuran/ Launch Date	05-Nov-97
Mata Uang/ Currency	IDR
Harga Unit (NAB per Unit)/ Unit Price (NAV per Unit)	16,029.46
Total Nilai Aktiva Bersih/ Fund Size	38.3 Bio
Minimum Investasi Awal/ Minimum Initial Investment	100.000
Jumlah Unit Yang Ditawarkan/ Number of Offered Units	1.000.000.000
Periode Penilaian/ Valuation Period	Harian/ Daily
Biaya Pembelian/ Subscription Fee	Max. 1%
Biaya Penjualan Kembali/ Redemption Fee	Max. 1%
Biaya Pengalihan/ Switching Fee	Tidak ada
Biaya Manajemen/ Management Fee	Max. 2,5% p.a
Biaya Kustodian/ Custodian Fee	Max. 0.25% p.a
Bank Kustodian/ Custodian Bank	Bank CIMB Niaga
Kode ISIN/ ISIN Code	IDN000012309

Risiko-risiko Utama/ Main Risks :

- Risiko Perubahan Kondisi Ekonomi dan Politik
Risk of Deteriorating Economic and Political Conditions
- Risiko Wanprestasi
Risk of Default
- Risiko Berkurangnya Nilai Unit Penyertaan
Risk of decreased value of participating unit
- Risiko Pembubaran dan Likuidasi
Risk of Dissolution
- Risiko Likuiditas
Risk of Liquidity

Profil Risiko/ Risk Profile



Reksadana SAM Reksadana.sam
Reksadana SAM Reksadanasam

TUJUAN INVESTASI/ INVESTMENT OBJECTIVE

Untuk memperoleh imbal hasil yang optimal dengan pengelolaan aktif pada portofolio berbasis efek saham, pendapatan tetap, dan pasar uang.

To obtain optimum investment returns by actively managing portfolios through investing in equity, fixed income, and money market instruments

KEBIJAKAN INVESTASI/ INVESTMENT POLICY

1% - 79%	Saham Equity
1% - 79%	Efek Pendapatan Tetap Fixed income instruments
1% - 79%	Pasar Uang dan/ atau Kas Money market instrument and/ or cash

ALOKASI ASET/ ALLOCATION OF INVESTMENT POLICY

65.05%	Saham Equity
30.58%	Obligasi Bond
4.37%	Pasar Uang Money Market

10 PORTOFOLIO TERBESAR/ TOP 10 HOLDING

(menurut abjad/ in alphabetical order)

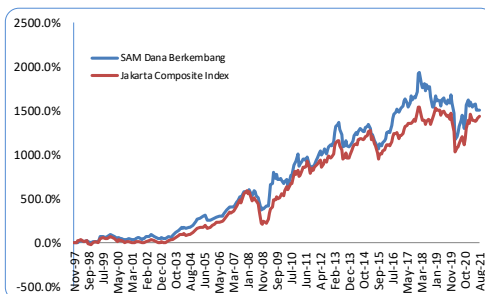
- Adaro Energy Tbk PT
- Bank Central Asia Tbk PT
- Bank Rakyat Indonesia Persero Tbk PT
- Elang Mahkota Teknologi Tbk PT
- Money Market
- Obligasi Negara Republik Indonesia Seri FR0082
- Obligasi Negara Republik Indonesia Seri FR0086
- Obligasi Negara Republik Indonesia Seri FR0088
- Telekomunikasi Indonesia Persero Tbk PT
- United Tractors Tbk PT

KINERJA/ PERFORMANCE

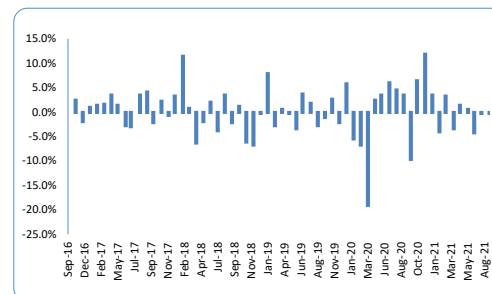
Period ended August 31, 2021 (Actual)

	YTD	1 MONTH	3 MONTHS	6 MONTHS	1 YEAR	3 YEARS	5 YEARS	CAGR SINCE INCEPTION
SAM Dana Berkembang	-6.64%	-0.12%	-4.39%	-5.69%	3.92%	-13.55%	3.06%	12.34%
Jakarta Composite Index	0.82%	-0.64%	4.17%	-3.42%	13.44%	0.26%	11.39%	11.12%
Best Monthly Return	May-99	26.94%						
Worst Monthly Return	Mar-20	-19.14%						

Kinerja sejak diluncurkan/ Unit Price Movement since Inception



Kinerja Bulanan dalam 5 Tahun Terakhir/ Monthly Returns during the Last 5 Years



BANK KUSTODIAN/ CUSTODIAN BANK

PT Bank CIMB Niaga Tbk merupakan bank swasta nasional pertama yang memperoleh persetujuan OJK sebagai Bank Kustodian di Pasar Modal berdasarkan surat Keputusan BAPEPAM No. KEP-71/PM/1991 tanggal 22 Agustus 1991.

PT Bank CIMB Niaga Tbk is the first national private bank to obtain OJK approval as a Custodian Bank in the Capital Market based on BAPEPAM Decree No. KEP-71/PM/1991 dated 22 August 1991.

PENGHARGAAN/ AWARD

- 2018 Sep Bareksa Kontan Silver Champion of Best Balanced Product 3 Years
- 2018 Sep Bareksa Kontan Silver Champion of Best Balanced Product 5 Years
- 2017 May Warta Ekonomi Best Performs Mixed Mutual Fund 2017