

Tanggal pengambilan data/ **30-Jun-21**  
All data expressed as of

Reksa Dana Campuran/  
Balanced Fund

### MANAJER INVESTASI/ **INVESTMENT MANAGER**

PT Samuel Aset Manajemen ("SAM") didirikan berdasarkan Akta No. 166 tanggal 14 Mei 1997 dan memperoleh izin sebagai manajer investasi dari BAPEPAM No. KEP-06/PM/MI/1997 tanggal 21 Agustus 1997. SAM adalah perusahaan investasi yang menyediakan layanan produk investasi untuk nasabah domestik dan internasional.

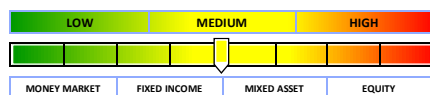
*SAM was established based on Notarial Deed No. 166 dated 14 May 1997 and obtained in investment management from BAPEPAM on its Letter No. KEP-06/PM/MI/1997 dated 21 August 1997. SAM is an investment company that provides a comprehensive range of investment management products for domestic and international investors.*

|  |                         |
|--|-------------------------|
| Tanggal Efektif/<br><i>Effective date</i>                      | 11-Dec-14               |
| Nomor Surat Pernyataan Efektif/<br><i>Effective Statement</i>  | S-531/D.04/2014         |
| Tanggal Peluncuran/<br><i>Launch Date</i>                      | 18-Dec-14               |
| Mata Uang/<br><i>Currency</i>                                  | IDR                     |
| Harga Unit (NAB per Unit)/<br><i>Unit Price (NAV per Unit)</i> | 1,233.77                |
| Total Nilai Aktiva Bersih/<br><i>Fund Size</i>                 | 108.5 Bi                |
| Minimum Investasi Awal/<br><i>Minimum Initial Investment</i>   | 5.000.000.000           |
| Jumlah Unit Yang Ditawarkan/<br><i>Number of Offered Units</i> | 1.000.000.000           |
| Periode Penilaian/<br><i>Valuation Period</i>                  | Harian/<br><i>Daily</i> |
| Biaya Pembelian/<br><i>Subscription Fee</i>                    | Max. 3%                 |
| Biaya Penjualan Kembali/<br><i>Redemption Fee</i>              | Max. 3%                 |
| Biaya Pengalihan/<br><i>Switching Fee</i>                      | Max. 3%                 |
| Biaya Manajemen/<br><i>Management Fee</i>                      | Max. 3% p.a             |
| Biaya Kustodian/<br><i>Custodian Fee</i>                       | Max. 0.2% p.a           |
| Bank Kustodian/<br><i>Custodian Bank</i>                       | Deutsche Bank           |
| Kode ISIN/<br><i>ISIN Code</i>                                 | IDN000192903            |

#### Risiko-risiko Utama/ *Main Risks* :

- Risiko Perubahan Kondisi Ekonomi dan Politik  
*Risk of Deteriorating Economic and Political Conditions*
- Risiko Berkurangnya Nilai Unit Penyertaan  
*Risk of decreased value of participating unit*
- Risiko Pembubaran dan Likuidasi  
*Risk of Liquidation and Dissolution*
- Risiko Likuiditas bagi Reksadana Terbuka  
*Risk of Liquidity for open-end mutual fund*
- Risiko Wanprestasi  
*Risk of Default*

#### Profil Risiko/ *Risk Profile*



### KEBIJAKAN INVESTASI/ **INVESTMENT POLICY**

|          |  |
|----------|--|
| 1% - 79% | Saham<br><i>Equity</i>   |
| 1% - 79% | Efek Utang<br><i>Fixed Income</i>  |
| 0% - 79% | Pasar Uang dan/ atau deposito<br><i>Money Market Instrument and/ or time deposit</i> |

### ALOKASI ASET/ **ALLOCATION OF INVESTMENT POLICY**

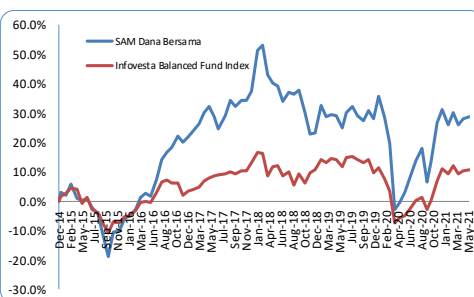
|        |  |
|--------|--|
| 71.77% | Saham<br><i>Equity</i>                       |
| 21.83% | Efek Utang<br><i>Fixed Income</i>            |
| 6.40%  | Pasar Uang<br><i>Money Market Instrument</i> |

### KINERJA/ **PERFORMANCE**

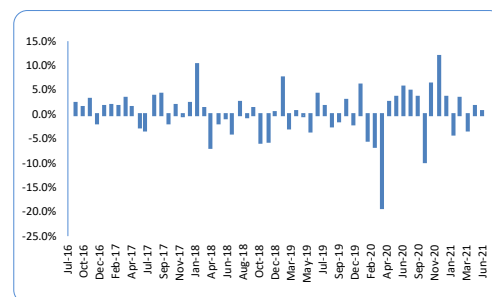
Period ended June 30, 2021 (Actual)

|                              | YTD           | 1 MONTH       | 3 MONTHS      | 6 MONTHS      | 1 YEAR        | 3 YEARS       | 5 YEARS       | CAGR SINCE INCEPTION |
|------------------------------|---------------|---------------|---------------|---------------|---------------|---------------|---------------|----------------------|
| <b>SAM Dana Bersama</b>      | <b>-5.91%</b> | <b>-4.07%</b> | <b>-2.02%</b> | <b>-5.91%</b> | <b>13.45%</b> | <b>-7.87%</b> | <b>14.77%</b> | <b>3.27%</b>         |
| Infovesta Balance Fund Index | -1.32%        | 0.42%         | -1.31%        | -1.32%        | 12.62%        | 0.68%         | 8.74%         | 1.45%                |
| Best Monthly Return          | Nov-20        | 11.79%        |               |               |               |               |               |                      |
| Worst Monthly Return         | Mar-20        | -19.13%       |               |               |               |               |               |                      |

### Kinerja sejak diluncurkan/ *Unit Price Movement since Inception*



### Kinerja Bulanan dalam 5 Tahun Terakhir/ *Monthly Returns during the Last 5 Years*



### BANK KUSTODIAN/ **CUSTODIAN BANK**

PT Deutsche Bank AG Cabang Jakarta ("DB") adalah cabang dari Deutsche Bank AG, sebuah institusi keuangan yang berkedudukan dan berkantor pusat di Frankfurt am Main, Republik Federal Jerman. DB mendapatkan persetujuan sebagai Kustodian di bidang pasar modal berdasarkan Surat Keputusan BAPEPAM No. Kep-07/PM/1994 dated 19 January 1994.

*Deutsche Bank AG, Jakarta Branch ("DB") is a branch office of Deutsche Bank AG, a financial institution domiciled and having its headquarter in Frankfurt am Main, Germany. DB has a license to operate as a custodian in capital market based on BAPEPAM Chairman Decision No. Kep-07/PM/1994 dated 19 January 1994.*



Reksadana SAM

Reksadana SAM

Reksadana.sam

Reksadanasam

Prospektus dapat diakses di/ *Prospectus is available at* [www.sam.co.id](http://www.sam.co.id)

Informasi Bukti Kepemilikan Reksa Dana dapat diakses di/ *Mutual Fund Units Ownership is available at* <https://kses.ksei.co.id>

INVESTASI MELALUI REKSA DANA MENGANDUNG RISIKO, SEBELUM MEMUTUSKAN BERINVESTASI, CALON INVESTOR WAJIB MEMBACA DAN MEMAHAMI PROSPEKTUS. KINERJA MASA LALU TIDAK MENJAMIN/ MENCERMIKAN INDIKASI KINERJA DIMASA YANG AKAN DATANG.

*INVESTMENT IN MUTUAL FUND CONTAINS RISK, PRIOR TO INVESTING IN MUTUAL FUND, INVESTOR MUST READ AND UNDERSTAND THE FUND PROSPECTUS, PAST PERFORMANCE DOES NOT INDICATED FUTURE PERFORMANCE.*