

# Fund Factsheet

## SAM SYARIAH BERIMBANG



Tanggal pengambilan data/ **30-Jun-21**  
All data expressed as of

Reksa Dana Campuran/  
Balanced Fund

### MANAJER INVESTASI/ INVESTMENT MANAGER

PT Samuel Aset Manajemen ("SAM") didirikan berdasarkan Akta No. 166 tanggal 14 Mei 1997 dan memperoleh izin sebagai manajer investasi dari BAPEPAM No. KEP-06/PM/MI/1997 tanggal 21 Agustus 1997. SAM adalah perusahaan investasi yang menyediakan layanan produk investasi untuk nasabah domestik dan internasional.

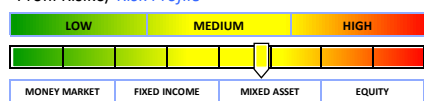
SAM was established based on Notarial Deed No. 166 dated 14 May 1997 and obtained in investment management from BAPEPAM on its Letter No. KEP-06/PM/MI/1997 dated 21 August 1997. SAM is an investment company that provides a comprehensive range of investment management products for domestic and international investors.

|   |                  |
|---|------------------|
| Tanggal Efektif/<br>Effective date                      | 20-Jan-10        |
| Nomor Surat Pernyataan Efektif/<br>Effective Statement  | S-472/PM/2097    |
| Tanggal Peluncuran/<br>Launch Date                      | 10-Feb-10        |
| Mata Uang/<br>Currency                                  | IDR              |
| Harga Unit (NAB per Unit)/<br>Unit Price (NAV per Unit) | 1,690.60         |
| Total Nilai Aktiva Bersih/<br>Fund Size                 | 30.1 Bio         |
| Minimum Investasi Awal/<br>Minimum Initial Investment   | 100.000          |
| Jumlah Unit Yang Ditawarkan/<br>Number of Offered Units | 1.000.000.000    |
| Periode Penilaian/<br>Valuation Period                  | Harian/<br>Daily |
| Biaya Pembelian/<br>Subscription Fee                    | Max. 1%          |
| Biaya Penjualan Kembali/<br>Redemption Fee              | Tidak ada        |
| Biaya Pengalihan/<br>Switching Fee                      | Tidak ada        |
| Biaya Manajemen/<br>Management Fee                      | Max. 2,5% p.a    |
| Biaya Kustodian/<br>Custodian Fee                       | Max. 0.2% p.a    |
| Bank Kustodian/<br>Custodian Bank                       | Bank CIMB Niaga  |
| Kode ISIN/<br>ISIN Code                                 | IDN000094703     |

#### Risiko-risiko Utama/ Main Risks :

- Risiko Perubahan Kondisi Ekonomi dan Politik  
*Risk of Deteriorating Economic and Political Conditions*
- Risiko Wanprestasi  
*Risk of Default*
- Risiko Berkurangnya Nilai Unit Penyertaan  
*Risk of decreased value of participating unit*
- Risiko Likuiditas  
*Risk of Liquidity*
- Risiko Perubahan Peraturan  
*Risk of Regulatory Change*
- Risiko Pembubaran dan Likuidasi  
*Risk of Liquidation and Dissolution*

#### Profil Risiko/ Risk Profile



Reksadana SAM Reksadana.sam  
Reksadana SAM Reksadanasam

Prospektus dapat diakses di/ [Prospectus is available at www.sam.co.id](http://www.sam.co.id)

Informasi Bukti Kepemilikan Reksa Dana dapat diakses di/ [Mutual Fund Units Ownership is available at https://kses.ksei.co.id](https://kses.ksei.co.id)

### KEBIJAKAN INVESTASI/ INVESTMENT POLICY

|          |   |
|----------|---|
| 5% - 75% | Saham Syariah<br><i>Sharia-compliant Equity</i>                       |
| 5% - 75% | Sukuk<br><i>Sukuk</i>   |
| 5% - 75% | Pasar Uang Syariah<br><i>Sharia-compliant money market instrument</i> |

### ALOKASI ASET/ ALLOCATION OF INVESTMENT POLICY

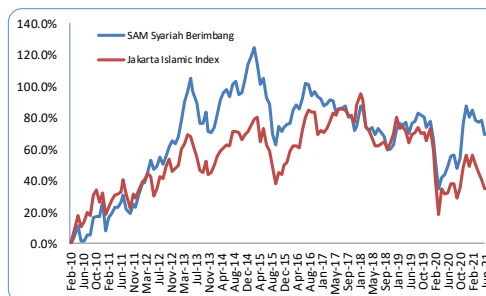
|        |   |
|--------|---|
| 70.78% | Saham Syariah<br><i>Sharia-compliant Equity</i>                       |
| 21.58% | Sukuk<br><i>Sukuk</i>   |
| 7.64%  | Pasar Uang Syariah<br><i>Sharia-compliant money market instrument</i> |

### KINERJA/ PERFORMANCE

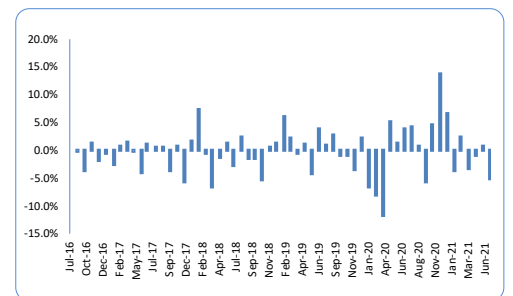
Period ended June 30, 2021 (Actual)

|                                | YTD           | 1 MONTH       | 3 MONTHS      | 6 MONTHS      | 1 YEAR        | 3 YEARS      | 5 YEARS        | CAGR SINCE INCEPTION |
|--------------------------------|---------------|---------------|---------------|---------------|---------------|--------------|----------------|----------------------|
| <b>SAM Syariah Berimbang</b>   | <b>-9.72%</b> | <b>-5.07%</b> | <b>-5.22%</b> | <b>-9.72%</b> | <b>13.60%</b> | <b>0.06%</b> | <b>-12.04%</b> | <b>4.72%</b>         |
| Jakarta Islamic Index          | -13.32%       | 0.71%         | -11.03%       | -13.32%       | 2.76%         | -16.34%      | -17.25%        | 2.76%                |
| Indeks Saham Syariah Indonesia | -3.29%        | 1.69%         | -5.03%        | -3.29%        | 18.81%        | -0.59%       | 7.73%          | 3.06%                |
| Best Monthly Return            | Nov-20        | 13.78%        |               |               |               |              |                |                      |
| Worst Monthly Return           | Jan-11        | -14.47%       |               |               |               |              |                |                      |

#### Kinerja sejak diluncurkan/ Unit Price Movement since Inception



#### Kinerja Bulanan dalam 5 Tahun Terakhir/ Monthly Returns during the Last 5 Years



### BANK KUSTODIAN/ CUSTODIAN BANK

PT Bank CIMB Niaga Tbk merupakan bank swasta nasional pertama yang memperoleh persetujuan OJK sebagai Bank Kustodian di Pasar Modal berdasarkan surat Keputusan BAPEPAM No. KEP-71/PM/1991 tanggal 22 Agustus 1991.

PT Bank CIMB Niaga Tbk is the first national private bank to obtain OJK approval as a Custodian Bank in the Capital Market based on BAPEPAM Decree No. KEP-71/PM/1991 dated 22 August 1991.

### PENGHARGAAN/ AWARD

|          |                   |  |          |                   |  |
|----------|-------------------|--|----------|-------------------|--|
| 2015 Aug | Investor Magazine | Best Sharia Balance Fund 2015 for 5 Years Return | 2013 Aug | Investor Magazine | Best Sharia Balance Fund 2013 for 3 Years Return |
| 2015 Aug | Investor Magazine | Best Sharia Balance Fund 2015 for 3 Years Return | 2013 Jan | Kontan            | Highest Balanced Fund 1 Year Return 2012         |
| 2015 Mar | APRDI Bloomberg   | Best Islamic Mixed Allocation Fund 2014          | 2012 Nov | Kontan            | Highest Balanced Fund YTD Return                 |
| 2014 Aug | Investor Magazine | Best Sharia Balance Fund 2014 for 3 Years Return | 2012 Aug | Investor Magazine | Best Sharia Balance Fund 2012 for 1 Year Return  |
| 2014 May | Lipper Reuters    | Best Global Islamic Mixed Asset Fund 2014        | 2011 Aug | Investor Magazine | Best Sharia Balance Fund 2011 for 1 Year Return  |
| 2014 Apr | APRDI Bloomberg   | Best Islamic Mixed Allocation Fund 2014          |          |                   |  |

INVESTASI MELALUI REKSA DANA MENGANDUNG RISIKO, SEBELUM MEMUTUSKAN BERINVESTASI, CALON INVESTOR WAJIB MEMBACA DAN MEMAHAMI PROSPEKTUS. KINERJA MASA LALU TIDAK MENJAMIN/ MENCERMINKAN INDIKASI KINERJA DIMASA YANG AKAN DATANG.

INVESTMENT IN MUTUAL FUND CONTAINS RISK, PRIOR TO INVESTING IN MUTUAL FUND, INVESTOR MUST READ AND UNDERSTAND THE FUND PROSPECTUS, PAST PERFORMANCE DOES NOT INDICATED FUTURE PERFORMANCE.