

Fund Factsheet

SAM KOMBINASI BERTUMBUH



Tanggal pengambilan data/ **31-May-21**
All data expressed as of

Reksa Dana Campuran/
Balanced Fund

MANAJER INVESTASI / INVESTMENT MANAGER

PT Samuel Aset Manajemen ("SAM") didirikan berdasarkan Akta No. 166 tanggal 14 Mei 1997 dan memperoleh izin sebagai manajer investasi dari BAPEPAM No. KEP-06/PM/MI/1997 tanggal 21 Agustus 1997. SAM adalah perusahaan investasi yang menyediakan layanan produk investasi untuk nasabah domestik dan internasional.

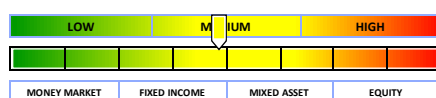
SAM was established based on Notarial Deed No. 166 dated 14 May 1997 and obtained in investment management from BAPEPAM on its Letter No. KEP-06/PM/MI/1997 dated 21 August 1997. SAM is an investment company that provides a comprehensive range of investment management products for domestic and international investors.

Tanggal Efektif/ Effective date	17-Apr-18
Nomor Surat Pernyataan Efektif/ Effective Statement	S-392/PM.21/2018
Tanggal Peluncuran/ Launch Date	26-Apr-18
Mata Uang/ Currency	IDR
Harga Unit (NAB per Unit)/ Unit Price (NAV per Unit)	1,005.60
Total Nilai Aktiva Bersih/ Fund Size	64.3 Bio
Minimum Investasi Awal/ Minimum Initial Investment	10.000.000.000
Jumlah Unit Yang Ditawarkan/ Number of Offered Units	1.000.000.000
Periode Penilaian/ Valuation Period	Harian/ Daily
Biaya Pembelian/ Subscription Fee	Max. 3%
Biaya Penjualan Kembali/ Redemption Fee	Max. 3%
Biaya Pengalihan/ Switching Fee	Max. 3%
Biaya Manajemen/ Management Fee	Max. 2,5% p.a
Biaya Kustodian/ Custodian Fee	Max. 0.15% p.a
Bank Kustodian/ Custodian Bank	Bank Mandiri
Kode ISIN/ ISIN Code	IDN000302007

Risiko-risiko Utama/ Main Risks :

- Risiko Berkurangnya Nilai Aktiva Bersih setiap Unit Penyertaan
Risk of decreased value of participating unit
- Risiko Perubahan Kondisi Ekonomi dan Politik
Risk of Deteriorating Economic and Political Conditions
- Risiko Likuiditas
Risk of Liquidity
- Risiko Wanprestasi
Risk of Default
- Risiko Pembubaran dan Likuidasi
Risk of Liquidation and Dissolution

Profil Risiko/ Risk Profile



KEBIJAKAN INVESTASI/ INVESTMENT POLICY

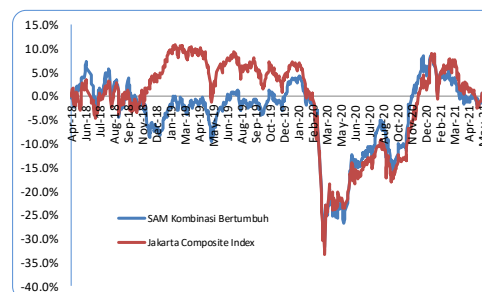
1% - 79%	Saham Equity
1% - 79%	Efek Utang Fixed Income
1% - 79%	Pasar Uang Money market instrument
ALOKASI ASET/ ALLOCATION OF INVESTMENT POLICY	
74.45%	Saham Equity
23.61%	Obligasi Bond
1.94%	Pasar Uang Money Market

KINERJA/ PERFORMANCE

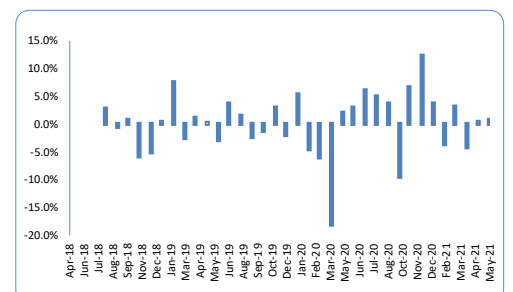
Period ended May 31, 2021 (Actual)

	YTD	1 MONTH	3 MONTHS	6 MONTHS	1 YEAR	3 YEARS	5 YEARS	CAGR SINCE INCEPTION
SAM Kombinasi Bertumbuh	-3.50%	0.74%	-3.04%	0.02%	25.47%	-3.10%	n.a.	0.18%
Jakarta Composite Index	-3.21%	-2.41%	-7.28%	2.41%	25.70%	-2.68%	21.55%	-0.51%
Best Monthly Return	Nov-20	12.30%						
Worst Monthly Return	Mar-20	-18.03%						

Kinerja sejak diluncurkan/ Unit Price Movement since Inception



Kinerja Bulanan dalam 5 Tahun Terakhir/ Monthly Returns during the Last 5 Years



BANK KUSTODIAN/ CUSTODIAN BANK

PT Bank Mandiri (Persero) Tbk telah memberikan jasa kustodian sejak tahun 1995 dengan surat izin operasi yang telah diperbaharui oleh BAPEPAM berdasarkan Surat Keputusan BAPEPAM nomor KEP.01/PM/Kstd/1999 tertanggal 4 Oktober 1999.

PT Bank Mandiri (Persero) Tbk has provided custodial services since 1995 with an operating license renewed by BAPEPAM on BAPEPAM Decree No. KEP.01/PM/Kstd/ 1999 dated 4 October 1999.



Reksadana SAM

Reksadana SAM

Reksadana.sam

Reksadanasam

Prospektus dapat diakses di/ [Prospectus is available at www.sam.co.id](http://www.sam.co.id)

Informasi Bukti Kepemilikan Reksa Dana dapat diakses di/ [Mutual Fund Units Ownership is available at https://kses.ksei.co.id](https://kses.ksei.co.id)

INVESTASI MELALUI REKSA DANA MENGANDUNG RISIKO, SEBELUM MEMUTUSKAN BERINVESTASI, CALON INVESTOR WAJIB MEMBACA DAN MEMAHAMI PROSPEKTUS. KINERJA MASA LALU TIDAK MENJAMIN/ MENCERMINKAN INDIKASI KINERJA DIMASA YANG AKAN DATANG.

INVESTMENT IN MUTUAL FUND CONTAINS RISK, PRIOR TO INVESTING IN MUTUAL FUND, INVESTOR MUST READ AND UNDERSTAND THE FUND PROSPECTUS, PAST PERFORMANCE DOES NOT INDICATED FUTURE PERFORMANCE.