

Tanggal pengambilan data/ **31-May-21**
All data expressed as of

Reksa Dana Pendapatan Tetap/
Fixed Income Fund

MANAJER INVESTASI/ INVESTMENT MANAGER

PT Samuel Aset Manajemen ("SAM") didirikan berdasarkan Akta No. 166 tanggal 14 Mei 1997 dan memperoleh izin sebagai manajer investasi dari BAPEPAM No. KEP-06/PM/MI/1997 tanggal 21 Agustus 1997. SAM adalah perusahaan investasi yang menyediakan layanan produk investasi untuk nasabah domestik dan internasional.

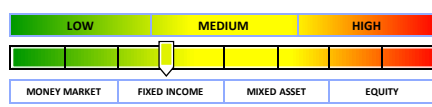
SAM was established based on Notarial Deed No. 166 dated 14 May 1997 and obtained in investment management from BAPEPAM on its Letter No. KEP-06/PM/MI/1997 dated 21 August 1997. SAM is an investment company that provides a comprehensive range of investment management products for domestic and international investors.

Tanggal Efektif/ Effective date	9-May-18
Nomor Surat Pernyataan Efektif/ Effective Statement	S-479/PM.21/2018
Tanggal Peluncuran/ Launch Date	9-Jul-18
Mata Uang/ Currency	IDR
Harga Unit (NAB per Unit)/ Unit Price (NAV per Unit)	1,224.55
Total Nilai Aktiva Bersih/ Fund Size	597.2 Bi
Minimum Investasi Awal/ Minimum Initial Investment	100.000
Jumlah Unit Yang Ditawarkan/ Number of Offered Units	2.000.000.000
Periode Penilaian/ Valuation Period	Harian/ Daily
Biaya Pembelian/ Subscription Fee	Max. 2%
Biaya Penjualan Kembali/ Redemption Fee	Max. 2%
Biaya Pengalihan/ Switching Fee	Tidak ada
Biaya Manajemen/ Management Fee	Max. 1.5% p.a
Biaya Kustodian/ Custodian Fee	Max. 0.2% p.a
Bank Kustodian/ Custodian Bank	Bank Mega
Kode ISIN/ ISIN Code	IDN000347804

Risiko-risiko Utama/ Main Risks :

- Risiko Berkurangnya Nilai Aktiva Bersih setiap Unit Penyetaraan
Risk of decreased value of participating unit
- Risiko Perubahan Kondisi Ekonomi dan Politik
Risk of Deteriorating Economic and Political Conditions
- Risiko Likuiditas
Risk of Liquidity
- Risiko Wanprestasi
Risk of Default
- Risiko Pembubaran dan Likuidasi
Risk of Liquidation and Dissolution

Profil Risiko/ Risk Profile



KEBIJAKAN INVESTASI/ INVESTMENT POLICY

80% - 100%	Efek Utang Fixed Income
0% - 20%	Saham dan/ atau Pasar Uang dan/ atau Kas Equity and/ or Money Market Instrument and/ or Cash

ALOKASI ASET/ ALLOCATION OF INVESTMENT POLICY

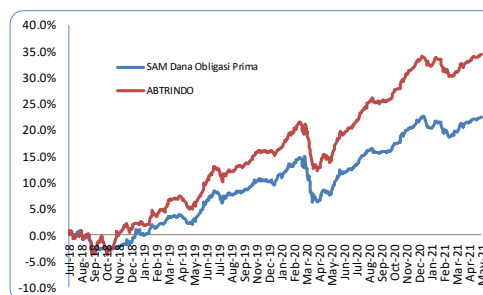
93.34%	Obligasi Bond
2.21%	MTN MTN
4.44%	Pasar Uang Money Market Instrument

KINERJA/ PERFORMANCE

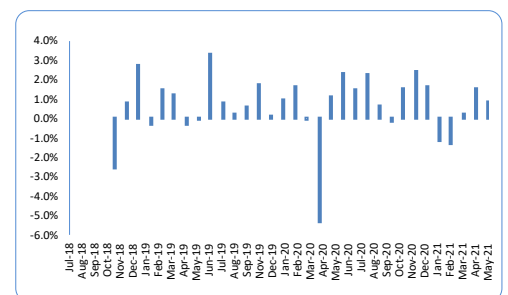
Period ended May 31, 2021 (Actual)

	YTD	1 MONTH	3 MONTHS	6 MONTHS	1 YEAR	3 YEARS	5 YEARS	CAGR SINCE INCEPTION
SAM Dana Obligasi Prima	0.11%	0.84%	2.60%	1.75%	10.42%	n.a.	n.a.	0.19%
Indeks ABTRINDO	0.80%	0.80%	2.25%	2.43%	14.06%	33.65%	55.92%	10.68%
Best Monthly Return	Jun-19	3.31%						
Worst Monthly Return	Mar-20	-5.32%						

Kinerja sejak diluncurkan/ Unit Price Movement since Inception



Kinerja Bulanan dalam 5 Tahun Terakhir/ Monthly Returns during the Last 5 Years



BANK KUSTODIAN/ CUSTODIAN BANK

PT Bank Mega Tbk, mendapatkan izin Kustodian dari otoritas Pasar Modal-BAPEPAM-LK pada tanggal 18 Januari 2001 dengan Keputusan Nomor KEP-01/PM/Kstd/2001.

PT Bank Mega Tbk obtained a Custodian license from the Capital Market Authority - BAPEPAM-LK on 18 January 2001 with Decree Number KEP-01/PM/Kstd/2001.