

## MARKET COMMENTARY

29-Jan-21

### Return YTD as of 29-Jan-21



\*Since inception



Warta Ekonomi  
PERSPEKTIF BARU BISNIS & EKONOMI

### Review Januari 2021

IHSG pada bulan Januari 2021 melemah -2.0% dan ditutup di level 5,862. Sektor perdagangan menjadi sektor pendorong bursa dengan penguatan tertinggi sebesar 4.4%, sedangkan sektor properti mencatatkan pelemahan terdalam yaitu sebesar -8.0%. Kinerja sektor lainnya: finansial -0.3%, industri dasar -0.9%, aneka industri -1.0%, pertambangan -1.2%, infrastruktur -3.7%, konsumsi -7.4%, dan agrikultur -7.8%.

Di Wall Street, S&P 500 mencatatkan pelemahan sebesar -0.5% sementara Dow Jones Industrial Average turun -1.4%. Indeks FTSE Asia Ex Japan menguat 3.3% sementara indeks bursa saham global MSCI ACWI melemah sebesar -0.4%. Menurut riset UBS, sekitar 10% dari total populasi dunia yang bisa tervaksinasi hingga akhir tahun 2021 dan mencapai 21% pada akhir tahun 2022 dengan menggunakan tingkat vaksin saat ini.

Pada bulan Januari 2021, harga Minyak Mentah WTI naik 7.9%, sementara Brent menguat 8.8%; masing-masing ditutup di level US\$ 52.2/barel dan US\$ 55.9/barel. Harga Minyak Kacang Kedelai naik 4.6% sementara CPO turun -2.7%. Perkembangan harga komoditas utama lain: Emas -2.5%, Timah 12.0%, Tembaga 0.1%, Aluminium -1.1%, Batubara 5.6%, Jagung 15.3%, Gandum 3.5%, dan Kacang Kedelai 5.1%.

Rupiah menguat 0.1% terhadap USD dan ditutup di level 14,030/USD pada Januari 2021. Harga SUN turun seiring tingkat imbal hasil acuan SUN tenor 10 tahun yang naik 32.1 basis poin ke 6.21%. Adapun kepemilikan asing di SBN berkurang menjadi Rp 973 triliun; lebih rendah Rp -0.9 triliun dibandingkan posisi bulan lalu.

Inflasi Januari 2021 tercatat sebesar 0.26% m-m dan 1.55% y-y; di mana angka konsensus adalah 0.35% m-m dan 1.68% y-y. Neraca perdagangan bulan Desember 2021 surplus US\$ 2.1 milyar, lebih buruk dari perkiraan konsensus yang surplus US\$ 2.5 milyar; Ekspor naik dan impor turun masing-masing 14.6% y-y dan -0.5% y-y.

### January 2021 Review

*JCI traded -2.0% lower in January 2021 and was closed at 5,862. Trade sector was leading with 4.4% gain, while Property sector was the weakest with -8.0% loss. Other sector performances: Finance -0.3%, Basic Industry -0.9%, Miscellaneous -1.0%, Mining -1.2%, Infrastructure -3.7%, Consumer -7.4% and Agriculture -7.8%.*

*At Wall Street, S&P 500 went down -0.5% and Dow Jones Industrial Average traded -1.4% lower. FTSE Asia Ex Japan up 3.3% while the global stock market index MSCI ACWI declined -0.4%. According to UBS research, approximately 10% of the world's total population can be vaccinated by the end of 2021 and it is estimated to reach 21% by the end of 2022 at current vaccination rate.*

*In January 2021, WTI oil price went up 7.9%, Brent oil increased 8.8%; closed at US\$ 52.2/barrel and US\$ 55.9/barrel, respectively. Soybean Oil price up 4.6% and CPO price down -2.7%. Other commodities price changes: Gold -2.5%, Tin 12.0%, Copper 0.1%, Aluminum -1.1%, Coal 5.6%, Corn 15.3%, Wheat 3.5% and Soybean 5.1%.*

*Rupiah appreciated 0.1% against USD and was closed at 14,030 on January 2021. Indonesia Government Bond price went down as the 10-year's yield went up 32.1 bps to 6.21%. Foreign ownership in Indonesian government bonds decreased to IDR 973 trillion, IDR -0.9 trillion lower than last month position.*

*January 2021 inflation rate was recorded at 0.26% m-m and 1.55% y-y; consensus estimates were 0.35% m-m and 1.68% y-y. The December 2021 trade balance booked surplus of US\$ 2.1 billion, below consensus estimate of US\$ 2.5 billion surplus; Exports went up and imports went down, 14.6% y-y and -0.5% y-y, respectively.*

Office: Menara Imperium GF | Jl. HR. Rasuna Said Kav 1 Jakarta 12980 | T. 021 - 28548 800/ 169 | F. 021 - 8370 3278/ 8317 315 | E. marketing@sam.co.id | www.sam.co.id

### DISCLAIMER

Factsheet ini disajikan oleh PT Samuel Aset Manajemen hanya untuk tujuan informasi. Dalam kondisi apapun factsheet ini tidak dapat digunakan atau dijadikan dasar sebagai penawaran menjual atau penawaran membeli. Factsheet ini dibuat secara bebas dan berdasarkan perkiraan, pendapat serta harapan yang terdapat didalamnya seluruhnya menjadi milik PT Samuel Aset Manajemen. Sepanjang diketahui bahwa informasi yang terdapat dalam laporan dimaksud adalah benar atau tidak menyesatkan pada saat disajikan, PT Samuel Aset Manajemen tidak menjamin keakuratan atau kelengkapan dari laporan yang didasarkan pada kondisi tersebut. PT Samuel Aset Manajemen maupun officer atau karyawannya tidak bertanggung jawab apapun terhadap setiap kerugian yang langsung maupun tidak langsung sebagai akibat dari setiap penggunaan factsheet ini. Seluruh format angka dalam factsheet ini disajikan dalam format Bahasa Inggris.

*This Factsheet is represented by PT Samuel Aset Manajemen for information purpose only. Under no circumstances is it to be used or considered as an offer to sell or a solicitation of any offer to buy. This Factsheet has been produce independently and the forecast, opinions and expectations contained herein are entirely those of PT Samuel Aset Manajemen. While all reasonable care has been taken to ensure that informations contained herein is not untrue or misleading at the time of publication, PT Samuel Aset Manajemen makes no representations as to its accuracy or completeness and it should be relied upon as such. Neither PT Samuel Aset Manajemen nor any officer or employee of PT Samuel Aset Manajemen accepts only liability whatsoever for any direct or consequential loss arising from any use of this factsheet. All the numbers presented in this factsheet are in English format.*

# SAM SUKUK SYARIAH SEJAHTERA

Reksa Dana Pendapatan Tetap Syariah/ Sharia Fixed Income Fund

29-Jan-21  
NAV: 2,378.15

## TUJUAN INVESTASI/ INVESTMENT OBJECTIVE

Untuk memperoleh imbal hasil yang stabil bagi pemegang Unit Penyertaan dengan berinvestasi pada efek Sukuk yang diterbitkan oleh Negara Republik Indonesia dan Korporasi yang berdomisili di Indonesia.

*Aiming to obtain stable return for unit holders by investing in Indonesia government sukuk instrument and syariah-compliant money market instruments and/ or cash.*

## KEBIJAKAN INVESTASI/ INVESTMENT POLICY

Berinvestasi dengan komposisi investasi sebesar minimum 80% dan maksimum 98% pada efek Sukuk dan minimum 2% dan maksimum 20% pada efek Pasar Uang Syariah yang termasuk ke dalam Daftar Efek Syariah.

*Investing with investment of a minimum composition of 80% and a maximum of 98% in Sukuk and minimum of 2% and a maximum of 20% on Syariah-compliant money market instruments that are listed in Daftar Efek Syariah.*

## PROFIL/ PROFILE

Type	Sharia Fixed Income Fund	
Inception Date	10-Feb-10	
Investment Policy	80%-98%	Sukuk Instrument
	2%-20%	Sharia-compliant money market instrument

## KINERJA/PERFORMANCE

Tingkat Imbal Hasil/ Investment Return

Period ended January 29, 2021 (Actual)

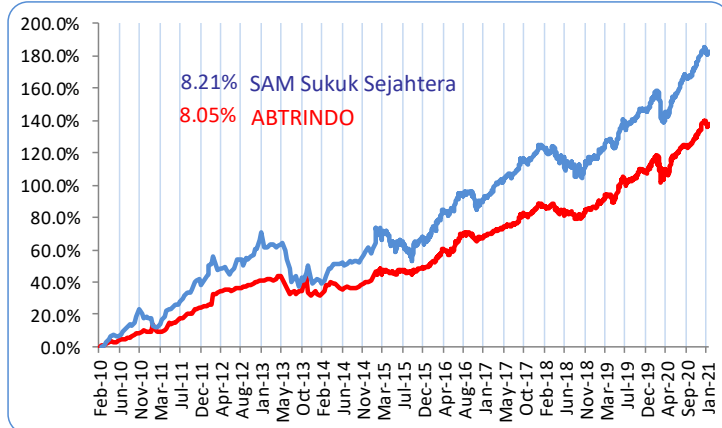
	1 MONTH	3 MONTHS	6 MONTHS	YTD	1 YEAR	CAGR SINCE INCEPTION
SAM Sukuk Syariah Sejahtera	-0.58%	4.22%	6.58%	-0.58%	10.77%	8.21%
Indeks IDMA	-1.72%	2.26%	3.66%	-1.72%	0.23%	-0.65%
Indeks ABTRINDO	-0.88%	3.98%	7.44%	-0.88%	11.10%	8.05%

Sepanjang Jan 2021 (YTD), SSS membukukan penurunan sebesar -0.58%. Sementara Indeks ABTRINDO -0.88%

*Throughout Jan 2021 (YTD), SSS decreased by -0.58% vs -0.88% of ABTRINDO.*

## GRAFIK PERTUMBUHAN IMBAL HASIL/ INVESTMENT RETURN GROWTH CHART

Periode Sejak Pendirian/ Since Inception Date 10 February 2010 (CAGR)

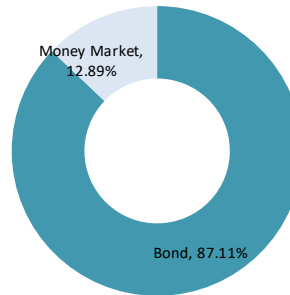


*IDMA Index: Government Bond Index Price regardless of the coupon (source: Himdasun).*

*ABTRINDO Index: Government Bond Total Return Index which already takes into account the yield obtained from bonds coupon (source: Bloomberg).*



## ALOKASI ASET/ ASSET ALLOCATION

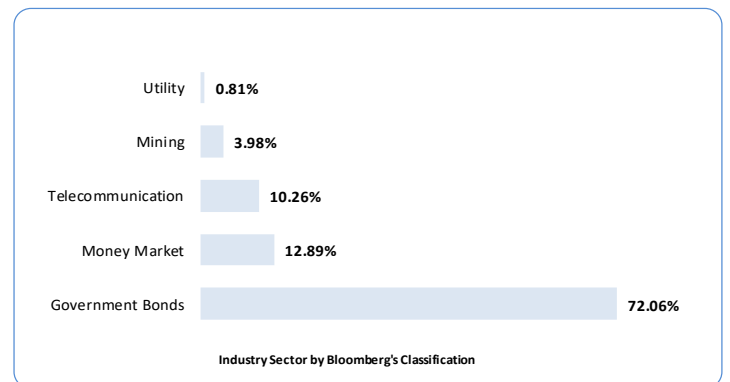


## TINGKAT SUKU BUNGA/ INTEREST RATE

Interest Rate	1 Year %	Tax 20%
SBI	4.49	3.59
ATD 1mo	4.33	3.46
ATD 3mo	4.45	3.56
ATD 6mo	4.50	3.60
ATD 12mo	4.49	3.59

*ATD (Average Time Deposit): Average time-deposit interest rate in 131 banks operating in Indonesia 1 Month, 3 Months, 6 Months and 12 Months (source: Bank Indonesia).*

## ALOKASI INDUSTRI/ SECTOR ALLOCATION



## TOP 5 HOLDING (in alphabetical order)

### Asset

Money Market

SBSN Seri PBS011

SBSN Seri PBS012

SBSN Seri PBS022

Sukuk Ijarah Bkljt I Indosat Thp III Tahun 2015 Seri B

Penyertaan Minimum  
Minimum Subscription  
Rp 100.000

Dana Kelolaan/ AUM

Rp 130.1 Billion

Publikasi NAB/ Publication of NAV Daily  
Koran: Bisnis Indonesia, Kontan dan Investor Indonesia

Bloomberg: SASUSYS IJ Equity

Kustodian/ Custodian Bank  
Bank CIMB Niaga, Tbk

No. Rekening/ Account Number  
Reksadana SAM Sukuk Syariah Sejahtera  
No: 860002139100  
Bank CIMB Niaga, Graha Niaga

Pelaporan/ Reporting  
Bulanan/ Monthly

Subscription/ Redemption  
Harian/ Daily