

MARKET COMMENTARY

29-Jan-21

Return YTD as of 29-Jan-21



*Since inception



Warta Ekonomi
PERSPEKTIF BARU BISNIS & EKONOMI

Review Januari 2021

IHSG pada bulan Januari 2021 melemah -2.0% dan ditutup di level 5,862. Sektor perdagangan menjadi sektor pendorong bursa dengan penguatan tertinggi sebesar 4.4%, sedangkan sektor properti mencatatkan pelemahan terdalam yaitu sebesar -8.0%. Kinerja sektor lainnya: finansial -0.3%, industri dasar -0.9%, aneka industri -1.0%, pertambangan -1.2%, infrastruktur -3.7%, konsumsi -7.4%, dan agrikultur -7.8%.

Di Wall Street, S&P 500 mencatatkan pelemahan sebesar -0.5% sementara Dow Jones Industrial Average turun -1.4%. Indeks FTSE Asia Ex Japan menguat 3.3% sementara indeks bursa saham global MSCI ACWI melemah sebesar -0.4%. Menurut riset UBS, sekitar 10% dari total populasi dunia yang bisa tervaksinasi hingga akhir tahun 2021 dan mencapai 21% pada akhir tahun 2022 dengan menggunakan tingkat vaksin saat ini.

Pada bulan Januari 2021, harga Minyak Mentah WTI naik 7.9%, sementara Brent menguat 8.8%; masing-masing ditutup di level US\$ 52.2/barel dan US\$ 55.9/barel. Harga Minyak Kacang Kedelai naik 4.6% sementara CPO turun -2.7%. Perkembangan harga komoditas utama lain: Emas -2.5%, Timah 12.0%, Tembaga 0.1%, Aluminium -1.1%, Batubara 5.6%, Jagung 15.3%, Gandum 3.5%, dan Kacang Kedelai 5.1%.

Rupiah menguat 0.1% terhadap USD dan ditutup di level 14,030/USD pada Januari 2021. Harga SUN turun seiring tingkat imbal hasil acuan SUN tenor 10 tahun yang naik 32.1 basis poin ke 6.21%. Adapun kepemilikan asing di SBN berkurang menjadi Rp 973 triliun; lebih rendah Rp -0.9 triliun dibandingkan posisi bulan lalu.

Inflasi Januari 2021 tercatat sebesar 0.26% m-m dan 1.55% y-y; di mana angka konsensus adalah 0.35% m-m dan 1.68% y-y. Neraca perdagangan bulan Desember 2021 surplus US\$ 2.1 milyar, lebih buruk dari perkiraan konsensus yang surplus US\$ 2.5 milyar; Ekspor naik dan impor turun masing-masing 14.6% y-y dan -0.5% y-y.

January 2021 Review

JCI traded -2.0% lower in January 2021 and was closed at 5,862. Trade sector was leading with 4.4% gain, while Property sector was the weakest with -8.0% loss. Other sector performances: Finance -0.3%, Basic Industry -0.9%, Miscellaneous -1.0%, Mining -1.2%, Infrastructure -3.7%, Consumer -7.4% and Agriculture -7.8%.

At Wall Street, S&P 500 went down -0.5% and Dow Jones Industrial Average traded -1.4% lower. FTSE Asia Ex Japan up 3.3% while the global stock market index MSCI ACWI declined -0.4%. According to UBS research, approximately 10% of the world's total population can be vaccinated by the end of 2021 and it is estimated to reach 21% by the end of 2022 at current vaccination rate.

In January 2021, WTI oil price went up 7.9%, Brent oil increased 8.8%; closed at US\$ 52.2/barrel and US\$ 55.9/barrel, respectively. Soybean Oil price up 4.6% and CPO price down -2.7%. Other commodities price changes: Gold -2.5%, Tin 12.0%, Copper 0.1%, Aluminum -1.1%, Coal 5.6%, Corn 15.3%, Wheat 3.5% and Soybean 5.1%.

Rupiah appreciated 0.1% against USD and was closed at 14,030 on January 2021. Indonesia Government Bond price went down as the 10-year's yield went up 32.1 bps to 6.21%. Foreign ownership in Indonesian government bonds decreased to IDR 973 trillion, IDR -0.9 trillion lower than last month position.

January 2021 inflation rate was recorded at 0.26% m-m and 1.55% y-y; consensus estimates were 0.35% m-m and 1.68% y-y. The December 2021 trade balance booked surplus of US\$ 2.1 billion, below consensus estimate of US\$ 2.5 billion surplus; Exports went up and imports went down, 14.6% y-y and -0.5% y-y, respectively.

Office: Menara Imperium GF | Jl. HR. Rasuna Said Kav 1 Jakarta 12980 | T. 021 - 28548 800/ 169 | F. 021 - 8370 3278/ 8317 315 | E. marketing@sam.co.id | www.sam.co.id

DISCLAIMER

Factsheet ini disajikan oleh PT Samuel Aset Manajemen hanya untuk tujuan informasi. Dalam kondisi apapun factsheet ini tidak dapat digunakan atau dijadikan dasar sebagai penawaran menjual atau penawaran membeli. Factsheet ini dibuat secara bebas dan berdasarkan perkiraan, pendapat serta harapan yang terdapat didalamnya seluruhnya menjadi milik PT Samuel Aset Manajemen. Sepanjang diketahui bahwa informasi yang terdapat dalam laporan dimaksud adalah benar atau tidak menyesatkan pada saat disajikan, PT Samuel Aset Manajemen tidak menjamin keakuratan atau kelengkapan dari laporan yang didasarkan pada kondisi tersebut. PT Samuel Aset Manajemen maupun officer atau karyawannya tidak bertanggung jawab apapun terhadap setiap kerugian yang langsung maupun tidak langsung sebagai akibat dari setiap penggunaan factsheet ini. Seluruh format angka dalam factsheet ini disajikan dalam format Bahasa Inggris.

This Factsheet is represented by PT Samuel Aset Manajemen for information purpose only. Under no circumstances is it to be used or considered as an offer to sell or a solicitation of any offer to buy. This Factsheet has been produce independently and the forecast, opinions and expectations contained herein are entirely those of PT Samuel Aset Manajemen. While all reasonable care has been taken to ensure that informations contained herein is not untrue or misleading at the time of publication, PT Samuel Aset Manajemen makes no representations as to its accuracy or completeness and it should be relied upon as such. Neither PT Samuel Aset Manajemen nor any officer or employee of PT Samuel Aset Manajemen accepts only liability whatsoever for any direct or consequential loss arising from any use of this factsheet. All the numbers presented in this factsheet are in English format.

SAM INDOONESIAN EQUITY FUND

Reksa Dana Saham/ Equity Fund

29-Jan-21

NAV: 1,953.54

TUJUAN INVESTASI/ INVESTMENT OBJECTIVE

Untuk memperoleh hasil pertumbuhan jangka panjang dengan berinvestasi terutama pada efek saham terbaik dari sektor terbaik di Indonesia.

To obtain long-term growth by investing primarily in securities of the best stocks in the best sectors in Indonesia.

KEBIJAKAN INVESTASI/ INVESTMENT POLICY

Berinvestasi dengan komposisi investasi sebesar minimum 80% dan maksimum 98% pada efek Saham, serta minimum 2% dan maksimum 20% pada efek Pasar Uang di Indonesia. Pengambilan keputusan investasi dilakukan berdasarkan pedekatan top-down dengan menggunakan riset yang mendalam, untuk memilih efek terbaik dari sektor terbaik.

Investing with an investment composition minimum of 80% and maximum of 98% in equity securities, and 2% minimum and a maximum of 20% in money market securities in Indonesia. Investment decision is made by top-down approach by using an in-depth research to choose the best effect in the best sectors.

PROFIL/ PROFILE

Type	Equity Fund
Inception Date	18 Oct 2011
Investment Policy	80% - 98% Equity Securities 2% - 20% Money market instrument and or cash

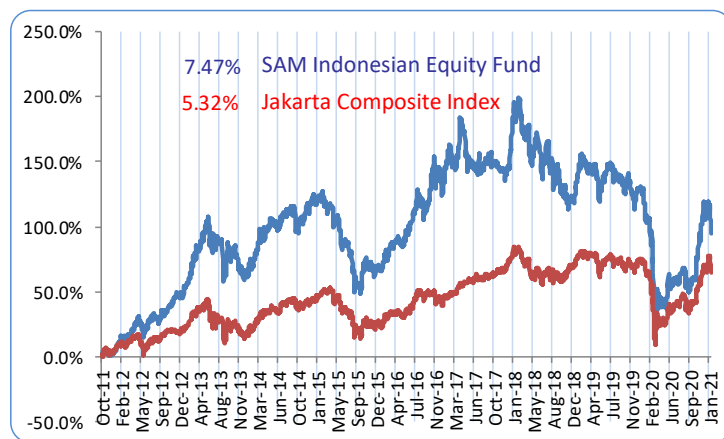
KINERJA/ PERFORMANCE

Tingkat Imbal Hasil/ Investment Return

Period ended January 29, 2021 (Actual)						CAGR
	1 MONTH	3 MONTHS	6 MONTHS	YTD	1 YEAR	SINCE INCEPTION
SAM Indonesian Equity	-4.92%	22.00%	22.04%	-4.92%	-4.82%	7.47%
Jakarta Composite Index	-1.95%	14.32%	13.84%	-1.95%	-1.31%	5.32%

GRAFIK PERTUMBUHAN IMBAL HASIL/ INVESTMENT GROWTH CHART

Periode Sejak Pendirian/ Since Inception Date 18 October 2011 (CAGR)

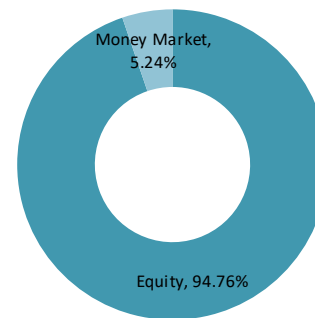


AWARDS & RATING

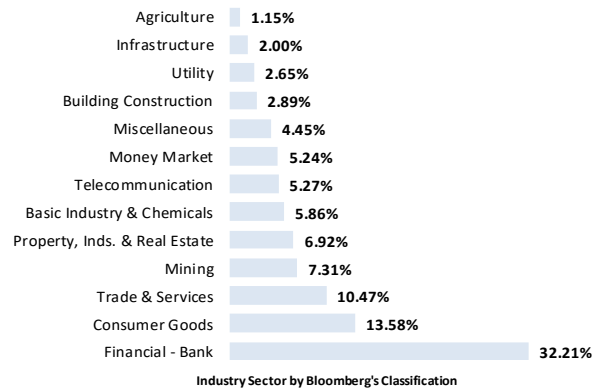
2015 Mar	APRDI Bloomberg	Best Best Equity Fund AUM >500B	2014 Feb	Majalah Investor	Best Equity Fund 1 year period
2015 Mar	Tabloid Kontan	Rank #1 Equity Fund 3 years period	2013 Feb	Majalah Investor	Best Equity Fund 1 year period
2015 Mar	Majalah Investor	Best Equity Fund 3 years period	2012 Dec	Tabloid Kontan	Rank #1 Equity Fund 2012 YTD
2015 Jan	Morning Star	5 Stars Rating	2012 Nov	Bisnis Indonesia	Best Equity Fund YTD Return
2014 Apr	APRDI Bloomberg	Best Equity Fund AUM >500B	2012 Jul	Tabloid Kontan	Rank #1 Equity Fund YTD Return



ALOKASI ASET/ ALLOCATION OF INVESTMENT POLICY



ALOKASI INDUSTRI/ ALLOCATION OF INDUSTRIAL SECTORS



TOP 5 HOLDING (in alphabetical order)

Asset

- Bank Central Asia Tbk PT
- Bank Mandiri Persero Tbk PT
- Bank Negara Indonesia Persero Tbk PT
- Bank Rakyat Indonesia Persero Tbk PT
- Unilever Indonesia Tbk PT

Penyertaan Minimum
Minimum Subscription
Rp 100.000

Dana Kelolaan/ AUM

Rp 1.0 Trillion

Kustodian/ Custodian Bank
Deutsche Bank AG

No. Rekening/ Account Number
Reksa Dana
SAM Indonesian Equity Fund
No: 0084665-00-9
Deutsche Bank AG, Jakarta

atau/ or
SAM Indonesian Equity Fund
No: 537 530 7119
BCA Cb. Pacific Place

Publikasi NAB/ Publication of Daily NAV
Koran: Bisnis Indonesia, Kontan dan Investor
Indonesia
Bloomberg: SAMIDEQ IJ Equity

Pelaporan/ Reporting
Bulanan/ Monthly
Subscription/ Redemption
Harian/ Daily