

MARKET COMMENTARY

30-Nov-20

Return YTD as of
30-Nov-20



*Since inception



Warta Ekonomi
PERSPEKTIF BARU BISNIS & EKONOMI

Review November 2020

IHSG pada bulan November 2020 menguat 9.4% dan ditutup di level 5,612. Sektor pertambangan menjadi sektor pendorong bursa dengan penguatan tertinggi sebesar 18.1%, sedangkan sektor aneka industri mencatatkan penguatan terkecil yaitu sebesar 0.0%. Kinerja sektor lainnya: infrastruktur 16.9%, industri dasar 13.2%, properti 12.5%, finansial 10.5%, agrikultur 9.8%, perdagangan 5.9%, dan konsumsi 1.9%.

Di Wall Street, S&P 500 mencatatkan penguatan sebesar 6.8% sementara Dow Jones Industrial Average naik 7.9%. Indeks FTSE Asia Ex Japan menguat 6.9% sementara indeks bursa saham global MSCI ACWI menguat sebesar 8.2%. Salah satu kejadian yang patut dicermati adalah Amerika Serikat Joe Biden terpilih sebagai presiden Amerika Serikat dan menominasikan Janet Yellen sebagai calon menteri keuangan.

Pada bulan November 2020, harga Minyak Mentah WTI naik 14.6%, sementara Brent menguat 15.5%; masing-masing ditutup di level US\$ 45.3/barel dan US\$ 47.6/barel. Harga Minyak Kacang Kedelai naik 11.1% sementara CPO naik 7.8%. Perkembangan harga komoditas utama lain: Emas -6.9%, Timah 3.0%, Tembaga 11.5%, Aluminium 12.2%, Batubara 20.9%, Jagung 0.9%, Gandum -5.8%, dan Kacang Kedelai 8.0%.

Rupiah menguat 3.5% terhadap USD dan ditutup di level 14,120/USD pada November 2020. Harga SUN naik seiring tingkat imbal hasil acuan SUN tenor 10 tahun yang turun -42.6 basis poin ke 6.18%. Adapun kepemilikan asing di SBN bertambah menjadi Rp 968 triliun; lebih tinggi Rp 13.3 triliun dibandingkan posisi bulan lalu.

Inflasi November 2020 tercatat sebesar 0.28% m-m dan 1.59% y-y; di mana angka konsensus adalah 0.19% m-m dan 1.54% y-y. Neraca perdagangan bulan Oktober 2020 surplus US\$ 3.6 milyar, lebih baik dari perkiraan konsensus yang surplus US\$ 2.2 milyar; Ekspor turun dan impor turun masing-masing -3.3% y-y dan -26.9% y-y.

November 2020 Review

JCI traded 9.4% higher in November 2020 and was closed at 5,612. Mining sector was leading with 18.1% gain, while Miscellaneous sector was the weakest with 0.0% loss. Other sector performances: Infrastructure 16.9%, Basic Industry 13.2%, Property 12.5%, Finance 10.5%, Agriculture 9.8%, Trade 5.9% and Consumer 1.9%.

At Wall Street, S&P 500 went up 6.8% and Dow Jones Industrial Average traded 7.9% higher. FTSE Asia Ex Japan up 6.9% while the global stock market index MSCI ACWI gained 8.2%. One of the most notable event is Joe Biden was elected as US President and chose Janet Yellen as US Treasury Secretary nominee.

In November 2020, WTI oil price went up 14.6%, Brent oil increased 15.5%; closed at US\$ 45.3/barrel and US\$ 47.6/barrel, respectively. Soybean Oil price up 11.1% and CPO price up 7.8%. Other commodities price changes: Gold -6.9%, Tin 3.0%, Copper 11.5%, Aluminum 12.2%, Coal 20.9%, Corn 0.9%, Wheat -5.8% and Soybean 8.0%.

Rupiah appreciated 3.5% against USD and was closed at 14,120 on November 2020. Indonesia Government Bond price went up as the 10-year's yield went down -42.6 bps to 6.18%. Foreign ownership in Indonesian government bonds increased to IDR 968 trillion, IDR 13.3 trillion higher than last month position.

November 2020 inflation rate was recorded at 0.28% m-m and 1.59% y-y; consensus estimates were 0.19% m-m and 1.54% y-y. The October 2020 trade balance booked surplus of US\$ 3.6 billion, above consensus estimate of US\$ 2.2 billion surplus; Exports went down and imports went down, -3.3% y-y and -26.9% y-y, respectively.

Office: Menara Imperium GF | Jl. HR. Rasuna Said Kav 1 Jakarta 12980 | T. 021 - 28548 800/ 169 | F. 021 - 8370 3278/ 8317 315 | E. marketing@sam.co.id | www.sam.co.id

DISCLAIMER

Factsheet ini disajikan oleh PT Samuel Aset Manajemen hanya untuk tujuan informasi. Dalam kondisi apapun factsheet ini tidak dapat digunakan atau dijadikan dasar sebagai penawaran menjual atau penawaran membeli. Factsheet ini dibuat secara bebas dan berdasarkan perkiraan, pendapat serta harapan yang terdapat didalamnya seluruhnya menjadi milik PT Samuel Aset Manajemen. Sepanjang diketahui bahwa informasi yang terdapat dalam laporan dimaksud adalah benar atau tidak menyesatkan pada saat disajikan, PT Samuel Aset Manajemen tidak menjamin keakuratan atau kelengkapan dari laporan yang didasarkan pada kondisi tersebut. PT Samuel Aset Manajemen maupun officer atau karyawannya tidak bertanggung jawab apapun terhadap setiap kerugian yang langsung maupun tidak langsung sebagai akibat dari setiap penggunaan factsheet ini. Seluruh format angka dalam factsheet ini disajikan dalam format Bahasa Inggris.

This Factsheet is represented by PT Samuel Aset Manajemen for information purpose only. Under no circumstances is it to be used or considered as an offer to sell or a solicitation of any offer to buy. This Factsheet has been produce independently and the forecast, opinions and expectations contained herein are entirely those of PT Samuel Aset Manajemen. While all reasonable care has been taken to ensure that informations contained herein is not untrue or misleading at the time of publication, PT Samuel Aset Manajemen makes no representations as to its accuracy or completeness and it should be relied upon as such. Neither PT Samuel Aset Manajemen nor any officer or employee of PT Samuel Aset Manajemen accepts only liability whatsoever for any direct or consequential loss arising from any use of this factsheet. All the numbers presented in this factsheet are in English format.

SAM INDOONESIAN EQUITY FUND

Reksa Dana Saham/ Equity Fund

30-Nov-20

NAV: 1,884.51

TUJUAN INVESTASI/ INVESTMENT OBJECTIVE

Untuk memperoleh hasil pertumbuhan jangka panjang dengan berinvestasi terutama pada efek saham terbaik dari sektor terbaik di Indonesia.

To obtain long-term growth by investing primarily in securities of the best stocks in the best sectors in Indonesia.

KEBIJAKAN INVESTASI/ INVESTMENT POLICY

Berinvestasi dengan komposisi investasi sebesar minimum 80% dan maksimum 98% pada efek Saham, serta minimum 2% dan maksimum 20% pada efek Pasar Uang di Indonesia. Pengambilan keputusan investasi dilakukan berdasarkan pendekatan top-down dengan menggunakan riset yang mendalam, untuk memilih efek terbaik dari sektor terbaik.

Investing with an investment composition minimum of 80% and maximum of 98% in equity securities, and 2% minimum and a maximum of 20% in money market securities in Indonesia. Investment decision is made by top-down approach by using an in-depth research to choose the best effect in the best sectors.

PROFIL/ PROFILE

Type	Equity Fund
Inception Date	18 Oct 2011
Investment Policy	80% - 98% Equity Securities 2% - 20% Money market instrument and or cash

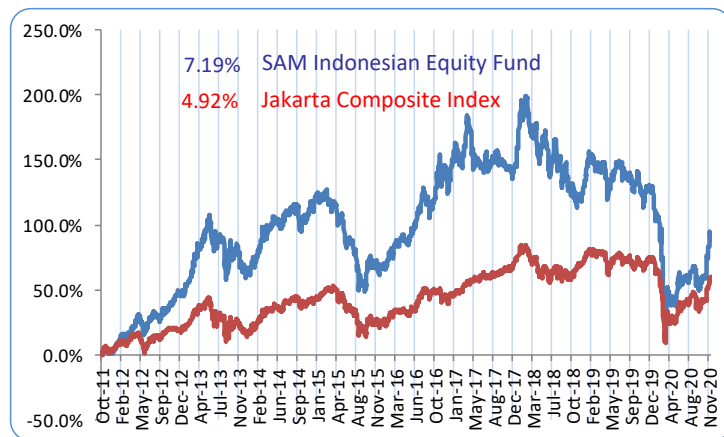
KINERJA/ PERFORMANCE

Tingkat Imbal Hasil/ Investment Return

Period ended November 30, 2020 (Actual)	CAGR SINCE INCEPTION					
	1 MONTH	3 MONTHS	6 MONTHS	YTD	1 YEAR	
SAM Indonesian Equity	17.69%	15.09%	29.06%	-18.09%	-13.60%	7.19%
Jakarta Composite Index	9.44%	7.14%	18.07%	-10.91%	-6.64%	4.92%

GRAFIK PERTUMBUHAN IMBAL HASIL/ INVESTMENT GROWTH CHART

Periode Sejak Pendirian/ Since Inception Date 18 October 2011 (CAGR)

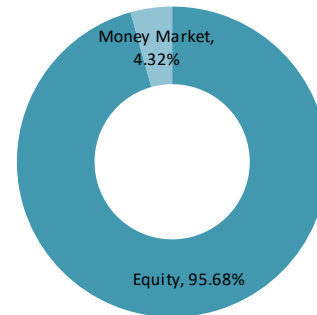


AWARDS & RATING

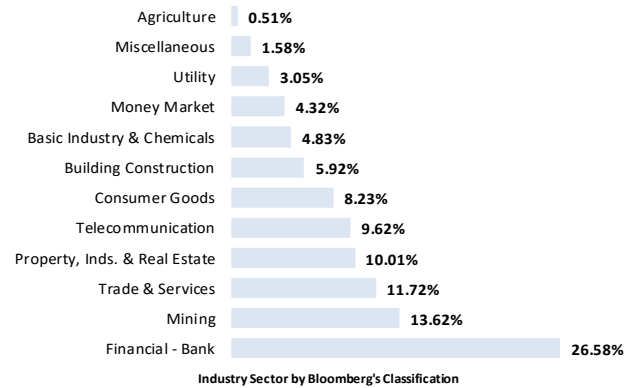
2015 Mar	APRDI Bloomberg	Best Best Equity Fund AUM >500B	2014 Feb	Majalah Investor	Best Equity Fund 1 year period
2015 Mar	Tabloid Kontan	Rank #1 Equity Fund 3 years period	2013 Feb	Majalah Investor	Best Equity Fund 1 year period
2015 Mar	Majalah Investor	Best Equity Fund 3 years period	2012 Dec	Tabloid Kontan	Rank #1 Equity Fund 2012 YTD
2015 Jan	Morning Star	5 Stars Rating	2012 Nov	Bisnis Indonesia	Best Equity Fund YTD Return
2014 Apr	APRDI Bloomberg	Best Equity Fund AUM >500B	2012 Jul	Tabloid Kontan	Rank #1 Equity Fund YTD Return



ALOKASI ASET/ ALLOCATION OF INVESTMENT POLICY



ALOKASI INDUSTRI/ ALLOCATION OF INDUSTRIAL SECTORS



TOP 5 HOLDING (in alphabetical order)

Asset
Bank Central Asia Tbk PT
Bank Mandiri Persero Tbk PT
Bank Negara Indonesia Persero Tbk PT
Medco Energi Internasional Tbk PT
Telekomunikasi Indonesia Persero Tbk PT

Penyertaan Minimum
Minimum Subscription
Rp 100.000

Dana Kelolaan/ AUM

Rp 1.0 Trillion

Kustodian/ Custodian Bank
Deutsche Bank AG

Publikasi NAB/ Publication of Daily NAV
Koran: Bisnis Indonesia, Kontan dan Investor Indonesia
Bloomberg: SAMIDEQ IJ Equity

No. Rekening/ Account Number
Reksa Dana
SAM Indonesian Equity Fund
No: 0084665-00-9
Deutsche Bank AG, Jakarta

atau/ or
SAM Indonesian Equity Fund
No: 537 530 7119
BCA Cb. Pacific Place

Pelaporan/ Reporting
Bulanan/ Monthly
Subscription/ Redemption
Harian/ Daily