

MARKET COMMENTARY

30-Nov-20

Return YTD as of
30-Nov-20



*Since inception



Warta Ekonomi
PERSPEKTIF BARU BISNIS & EKONOMI

Review November 2020

IHSG pada bulan November 2020 menguat 9.4% dan ditutup di level 5,612. Sektor pertambangan menjadi sektor pendorong bursa dengan penguatan tertinggi sebesar 18.1%, sedangkan sektor aneka industri mencatatkan penguatan terkecil yaitu sebesar 0.0%. Kinerja sektor lainnya: infrastruktur 16.9%, industri dasar 13.2%, properti 12.5%, finansial 10.5%, agrikultur 9.8%, perdagangan 5.9%, dan konsumsi 1.9%.

Di Wall Street, S&P 500 mencatatkan penguatan sebesar 6.8% sementara Dow Jones Industrial Average naik 7.9%. Indeks FTSE Asia Ex Japan menguat 6.9% sementara indeks bursa saham global MSCI ACWI menguat sebesar 8.2%. Salah satu kejadian yang patut dicermati adalah Amerika Serikat Joe Biden terpilih sebagai presiden Amerika Serikat dan menominasikan Janet Yellen sebagai calon menteri keuangan.

Pada bulan November 2020, harga Minyak Mentah WTI naik 14.6%, sementara Brent menguat 15.5%; masing-masing ditutup di level US\$ 45.3/barel dan US\$ 47.6/barel. Harga Minyak Kacang Kedelai naik 11.1% sementara CPO naik 7.8%. Perkembangan harga komoditas utama lain: Emas -6.9%, Timah 3.0%, Tembaga 11.5%, Aluminium 12.2%, Batubara 20.9%, Jagung 0.9%, Gandum -5.8%, dan Kacang Kedelai 8.0%.

Rupiah menguat 3.5% terhadap USD dan ditutup di level 14,120/USD pada November 2020. Harga SUN naik seiring tingkat imbal hasil acuan SUN tenor 10 tahun yang turun -42.6 basis poin ke 6.18%. Adapun kepemilikan asing di SBN bertambah menjadi Rp 968 triliun; lebih tinggi Rp 13.3 triliun dibandingkan posisi bulan lalu.

Inflasi November 2020 tercatat sebesar 0.28% m-m dan 1.59% y-y; di mana angka konsensus adalah 0.19% m-m dan 1.54% y-y. Neraca perdagangan bulan Oktober 2020 surplus US\$ 3.6 milyar, lebih baik dari perkiraan konsensus yang surplus US\$ 2.2 milyar; Ekspor turun dan impor turun masing-masing -3.3% y-y dan -26.9% y-y.

November 2020 Review

JCI traded 9.4% higher in November 2020 and was closed at 5,612. Mining sector was leading with 18.1% gain, while Miscellaneous sector was the weakest with 0.0% loss. Other sector performances: Infrastructure 16.9%, Basic Industry 13.2%, Property 12.5%, Finance 10.5%, Agriculture 9.8%, Trade 5.9% and Consumer 1.9%.

At Wall Street, S&P 500 went up 6.8% and Dow Jones Industrial Average traded 7.9% higher. FTSE Asia Ex Japan up 6.9% while the global stock market index MSCI ACWI gained 8.2%. One of the most notable event is Joe Biden was elected as US President and chose Janet Yellen as US Treasury Secretary nominee.

In November 2020, WTI oil price went up 14.6%, Brent oil increased 15.5%; closed at US\$ 45.3/barrel and US\$ 47.6/barrel, respectively. Soybean Oil price up 11.1% and CPO price up 7.8%. Other commodities price changes: Gold -6.9%, Tin 3.0%, Copper 11.5%, Aluminum 12.2%, Coal 20.9%, Corn 0.9%, Wheat -5.8% and Soybean 8.0%.

Rupiah appreciated 3.5% against USD and was closed at 14,120 on November 2020. Indonesia Government Bond price went up as the 10-year's yield went down -42.6 bps to 6.18%. Foreign ownership in Indonesian government bonds increased to IDR 968 trillion, IDR 13.3 trillion higher than last month position.

November 2020 inflation rate was recorded at 0.28% m-m and 1.59% y-y; consensus estimates were 0.19% m-m and 1.54% y-y. The October 2020 trade balance booked surplus of US\$ 3.6 billion, above consensus estimate of US\$ 2.2 billion surplus; Exports went down and imports went down, -3.3% y-y and -26.9% y-y, respectively.

Office: Menara Imperium GF | Jl. HR. Rasuna Said Kav 1 Jakarta 12980 | T. 021 - 28548 800/ 169 | F. 021 - 8370 3278/ 8317 315 | E. marketing@sam.co.id | www.sam.co.id

DISCLAIMER

Factsheet ini disajikan oleh PT Samuel Aset Manajemen hanya untuk tujuan informasi. Dalam kondisi apapun factsheet ini tidak dapat digunakan atau dijadikan dasar sebagai penawaran menjual atau penawaran membeli. Factsheet ini dibuat secara bebas dan berdasarkan perkiraan, pendapat serta harapan yang terdapat didalamnya seluruhnya menjadi milik PT Samuel Aset Manajemen. Sepanjang diketahui bahwa informasi yang terdapat dalam laporan dimaksud adalah benar atau tidak menyesatkan pada saat disajikan, PT Samuel Aset Manajemen tidak menjamin keakuratan atau kelengkapan dari laporan yang didasarkan pada kondisi tersebut. PT Samuel Aset Manajemen maupun officer atau karyawannya tidak bertanggung jawab apapun terhadap setiap kerugian yang langsung maupun tidak langsung sebagai akibat dari setiap penggunaan factsheet ini. Seluruh format angka dalam factsheet ini disajikan dalam format Bahasa Inggris.

This Factsheet is represented by PT Samuel Aset Manajemen for information purpose only. Under no circumstances is it to be used or considered as an offer to sell or a solicitation of any offer to buy. This Factsheet has been produce independently and the forecast, opinions and expectations contained herein are entirely those of PT Samuel Aset Manajemen. While all reasonable care has been taken to ensure that informations contained herein is not untrue or misleading at the time of publication, PT Samuel Aset Manajemen makes no representations as to its accuracy or completeness and it should be relied upon as such. Neither PT Samuel Aset Manajemen nor any officer or employee of PT Samuel Aset Manajemen accepts only liability whatsoever for any direct or consequential loss arising from any use of this factsheet. All the numbers presented in this factsheet are in English format.

SAM DANA BERKEMBANG

Reksa Dana Campuran/ *Balanced Fund*

30-Nov-20
NAV: 16,592.34

TUJUAN INVESTASI/ *INVESTMENT OBJECTIVE*

Untuk memperoleh imbal hasil yang menarik, dengan investasi utama pada portofolio berimbang antara efek saham dan efek pendapatan tetap.

To obtain attractive returns, with major investments in the portfolio balanced between Equity and fixed income.

KEBIJAKAN INVESTASI/ *INVESTMENT POLICY*

Menggunakan strategi alokasi aset secara aktif antara efek saham, pendapatan tetap dan pasar uang. Pengambilan keputusan investasi dilakukan berdasarkan pendekatan top-down dengan menggunakan riset yang mendalam, untuk memilih efek terbaik dari sektor terbaik.

Using a strategy of active asset allocation amongst Equity, fixed income and money market. Investment decision made by top-down approach by using an in-depth research, to choose the best stock of the best sectors.

PROFIL/ *PROFILE*

| | | |
|-------------------|---------------|---|
| Type | Balanced Fund | |
| Inception Date | 05-Nov-97 | |
| Investment Policy | 1% - 79% | Equity |
| | 1% - 79% | Fixed income instruments |
| | 1% - 79% | Money market and/or cash equivalent instruments |

KINERJA/ *PERFORMANCE*

Tingkat Imbal Hasil/ *Investment Return*

| Period ended November 30, 2020 (Actual) | CAGR SINCE INCEPTION | | | | | |
|---|----------------------|----------|----------|---------|--------|----------------------|
| | 1 MONTH | 3 MONTHS | 6 MONTHS | YTD | 1 YEAR | CAGR SINCE INCEPTION |
| SAM Dana Berkembang | 11.91% | 7.57% | 23.37% | -7.03% | -1.68% | 12.94% |
| Jakarta Composite Index | 9.44% | 7.14% | 18.07% | -10.91% | -6.64% | 11.13% |

Semenjak diluncurkan pada 05 November 1997 SAM Dana Berkembang memberikan imbal hasil sebesar +12.94% dan IHSG sebesar +11.13% (disetahunkan).

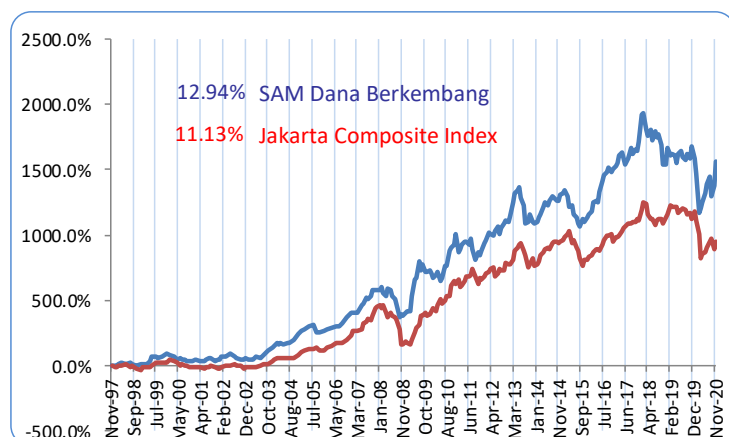
Sepanjang Nov 2020 (YTD), SDB membukukan penurunan sebesar -7.03%, dibandingkan dengan IHSG sebesar -10.91%

Since its launch on November 05, 1997 SAM Dana Berkembang provide return on +12.94% vs +11.13% of JCI (annualized).

Throughout Nov 2020 (YTD), SDB decrease -7.03%, vs -10.91% of JCI.

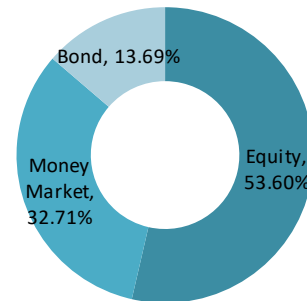
GRAFIK PERTUMBUHAN IMBAL HASIL/ *INVESTMENT RETURN GROWTH CHART*

Periode Sejak Pendirian/ *Since Inception Date 5 Nov 1997 (CAGR)*

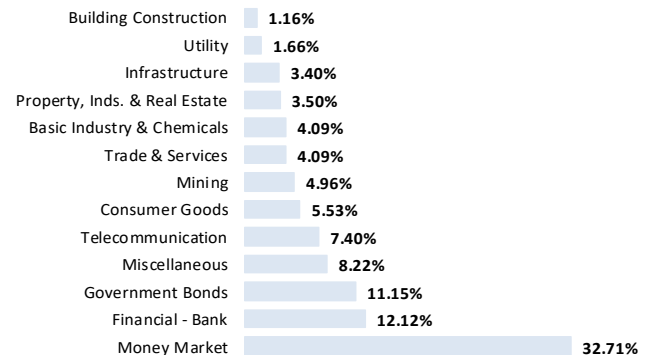


Warta Ekonomi
BEST PERFORM IN MIXED MUTUAL FUND

ALOKASI ASET/ *ASSET ALLOCATION*



ALOKASI INDUSTRI/ *SECTOR ALLOCATION*



TOP 5 HOLDING (in alphabetical order)

Asset

Astra International Tbk PT

Money Market

Obligasi Negara Republik Indonesia Seri FR0082

Obligasi Negara Republik Indonesia Seri FR0086

XL Axiata Tbk PT

Penyertaan Minimum/
Minimum Subscription
Rp 100,000

Dana Kelolaan/AUM

Rp 41.9 Billion

Publikasi NAB/ *Publication of Daily NAV*
Koran: Bisnis Indonesia, Kontan dan Investor Indonesia

Bloomberg: SAMGRTI IJ Equity

Kustodian/ *Custodian Bank*
Bank CIMB Niaga, Tbk

No. Rekening/ *Account Number*

SAM Dana Berkembang
No: 800029020400

Bank CIMB Niaga Cb. Graha Niaga

Pelaporan/ *Reporting*
Bulanan/ *Monthly*

Subscription/ *Redemption*
Harian/ *Daily*