

## MARKET COMMENTARY

30-Nov-20

Return YTD as of  
30-Nov-20



\*Since inception



Warta Ekonomi  
PERSPEKTIF BARU BISNIS & EKONOMI

### Review November 2020

IHSG pada bulan November 2020 menguat 9.4% dan ditutup di level 5,612. Sektor pertambangan menjadi sektor pendorong bursa dengan penguatan tertinggi sebesar 18.1%, sedangkan sektor aneka industri mencatatkan penguatan terkecil yaitu sebesar 0.0%. Kinerja sektor lainnya: infrastruktur 16.9%, industri dasar 13.2%, properti 12.5%, finansial 10.5%, agrikultur 9.8%, perdagangan 5.9%, dan konsumsi 1.9%.

Di Wall Street, S&P 500 mencatatkan penguatan sebesar 6.8% sementara Dow Jones Industrial Average naik 7.9%. Indeks FTSE Asia Ex Japan menguat 6.9% sementara indeks bursa saham global MSCI ACWI menguat sebesar 8.2%. Salah satu kejadian yang patut dicermati adalah Amerika Serikat Joe Biden terpilih sebagai presiden Amerika Serikat dan menominasikan Janet Yellen sebagai calon menteri keuangan.

Pada bulan November 2020, harga Minyak Mentah WTI naik 14.6%, sementara Brent menguat 15.5%; masing-masing ditutup di level US\$ 45.3/barel dan US\$ 47.6/barel. Harga Minyak Kacang Kedelai naik 11.1% sementara CPO naik 7.8%. Perkembangan harga komoditas utama lain: Emas -6.9%, Timah 3.0%, Tembaga 11.5%, Aluminium 12.2%, Batubara 20.9%, Jagung 0.9%, Gandum -5.8%, dan Kacang Kedelai 8.0%.

Rupiah menguat 3.5% terhadap USD dan ditutup di level 14,120/USD pada November 2020. Harga SUN naik seiring tingkat imbal hasil acuan SUN tenor 10 tahun yang turun -42.6 basis poin ke 6.18%. Adapun kepemilikan asing di SBN bertambah menjadi Rp 968 triliun; lebih tinggi Rp 13.3 triliun dibandingkan posisi bulan lalu.

Inflasi November 2020 tercatat sebesar 0.28% m-m dan 1.59% y-y; di mana angka konsensus adalah 0.19% m-m dan 1.54% y-y. Neraca perdagangan bulan Oktober 2020 surplus US\$ 3.6 milyar, lebih baik dari perkiraan konsensus yang surplus US\$ 2.2 milyar; Ekspor turun dan impor turun masing-masing -3.3% y-y dan -26.9% y-y.

### November 2020 Review

*JCI traded 9.4% higher in November 2020 and was closed at 5,612. Mining sector was leading with 18.1% gain, while Miscellaneous sector was the weakest with 0.0% loss. Other sector performances: Infrastructure 16.9%, Basic Industry 13.2%, Property 12.5%, Finance 10.5%, Agriculture 9.8%, Trade 5.9% and Consumer 1.9%.*

*At Wall Street, S&P 500 went up 6.8% and Dow Jones Industrial Average traded 7.9% higher. FTSE Asia Ex Japan up 6.9% while the global stock market index MSCI ACWI gained 8.2%. One of the most notable event is Joe Biden was elected as US President and chose Janet Yellen as US Treasury Secretary nominee.*

*In November 2020, WTI oil price went up 14.6%, Brent oil increased 15.5%; closed at US\$ 45.3/barrel and US\$ 47.6/barrel, respectively. Soybean Oil price up 11.1% and CPO price up 7.8%. Other commodities price changes: Gold -6.9%, Tin 3.0%, Copper 11.5%, Aluminum 12.2%, Coal 20.9%, Corn 0.9%, Wheat -5.8% and Soybean 8.0%.*

*Rupiah appreciated 3.5% against USD and was closed at 14,120 on November 2020. Indonesia Government Bond price went up as the 10-year's yield went down -42.6 bps to 6.18%. Foreign ownership in Indonesian government bonds increased to IDR 968 trillion, IDR 13.3 trillion higher than last month position.*

*November 2020 inflation rate was recorded at 0.28% m-m and 1.59% y-y; consensus estimates were 0.19% m-m and 1.54% y-y. The October 2020 trade balance booked surplus of US\$ 3.6 billion, above consensus estimate of US\$ 2.2 billion surplus; Exports went down and imports went down, -3.3% y-y and -26.9% y-y, respectively.*

Office: Menara Imperium GF | Jl. HR. Rasuna Said Kav 1 Jakarta 12980 | T. 021 - 28548 800/ 169 | F. 021 - 8370 3278/ 8317 315 | E. marketing@sam.co.id | www.sam.co.id

### DISCLAIMER

Factsheet ini disajikan oleh PT Samuel Aset Manajemen hanya untuk tujuan informasi. Dalam kondisi apapun factsheet ini tidak dapat digunakan atau dijadikan dasar sebagai penawaran menjual atau penawaran membeli. Factsheet ini dibuat secara bebas dan berdasarkan perkiraan, pendapat serta harapan yang terdapat didalamnya seluruhnya menjadi milik PT Samuel Aset Manajemen. Sepanjang diketahui bahwa informasi yang terdapat dalam laporan dimaksud adalah benar atau tidak menyesatkan pada saat disajikan, PT Samuel Aset Manajemen tidak menjamin keakuratan atau kelengkapan dari laporan yang didasarkan pada kondisi tersebut. PT Samuel Aset Manajemen maupun officer atau karyawannya tidak bertanggung jawab apapun terhadap setiap kerugian yang langsung maupun tidak langsung sebagai akibat dari setiap penggunaan factsheet ini. Seluruh format angka dalam factsheet ini disajikan dalam format Bahasa Inggris.

*This Factsheet is represented by PT Samuel Aset Manajemen for information purpose only. Under no circumstances is it to be used or considered as an offer to sell or a solicitation of any offer to buy. This Factsheet has been produce independently and the forecast, opinions and expectations contained herein are entirely those of PT Samuel Aset Manajemen. While all reasonable care has been taken to ensure that informations contained herein is not untrue or misleading at the time of publication, PT Samuel Aset Manajemen makes no representations as to its accuracy or completeness and it should be relied upon as such. Neither PT Samuel Aset Manajemen nor any officer or employee of PT Samuel Aset Manajemen accepts only liability whatsoever for any direct or consequential loss arising from any use of this factsheet. All the numbers presented in this factsheet are in English format.*

# SAM BETA PLUS EQUITY FUND

Reksa Dana Saham/ Equity Fund

30-Nov-20

NAV: 900.35

## TUJUAN INVESTASI/ INVESTMENT OBJECTIVE

Memperoleh hasil pertumbuhan jangka panjang dari investasi pada Efek bersifat ekuitas yang aktif diperdagangkan termasuk saham *blue-chip* yang memiliki fundamental yang baik dan pada instrumen pasar uang dan/atau deposito berdasarkan riset mendalam dan strategi pengelolaan secara aktif.

*Aiming to obtain long term growth by investing in equities including blue-chip stocks and Market instruments and / or time deposits.*

## KEBIJAKAN INVESTASI/ INVESTMENT POLICY

Minimum 80% (delapan puluh persen) dan maksimum 100% (seratus persen) dari Nilai Aktiva Bersih pada Efek bersifat ekuitas; dan minimum 0% (nol persen) dan maksimum 20% (dua puluh persen) dari Nilai Aktiva Bersih pada instrumen pasar uang dalam negeri dan/atau deposito; sesuai dengan peraturan perundang-undangan yang berlaku di Indonesia.

*Minimum 80% (eighty percent) and maximum 100% (one hundred percent) of the Net Asset Value in equity; and minimum 0% (zero percent) and maximum 20% (twenty percent) of the Net Asset Value in domestic money market instruments and / or time deposits; in accordance with the Indonesian Law and Regulation.*

## PROFIL/ PROFILE

Type	Equity Fund
Inception Date	12-Sep-17
Investment Policy	80%-100% Equity 0%-20% Money market instrument and or cash

## KINERJA/ PERFORMANCE

Tingkat Imbal Hasil/ Investment Return

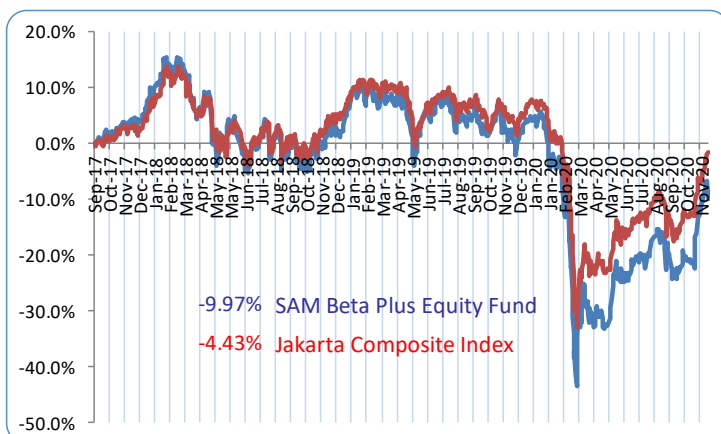
Period ended November 30, 2020 (Actual)						
	1 MONTH	3 MONTHS	6 MONTHS	YTD	1 YEAR	SINCE INCEPTION
SAM Beta Plus Equity Fund	14.42%	9.54%	24.90%	-13.55%	-9.59%	-9.97%
Jakarta Composite Index	9.44%	7.14%	18.07%	-10.91%	-6.64%	-4.43%

Diluncurkan perdana pada 12-Sep-2017 SAM Beta Plus Equity membukukan imbal hasil sebesar -9.97% dibandingkan IHSG -4.43%.

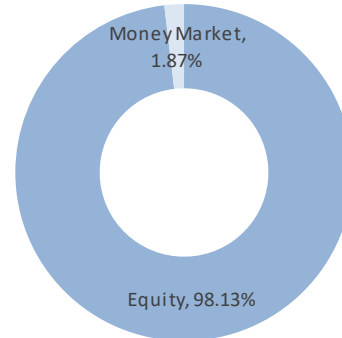
*Launched in 12-Sep-2017 SAM Beta Plus Equity booked total return -9.97% vs -4.43% of JCI.*

## GRAFIK PERTUMBUHAN IMBAL HASIL/ INVESTMENT RETURN GROWTH CHART

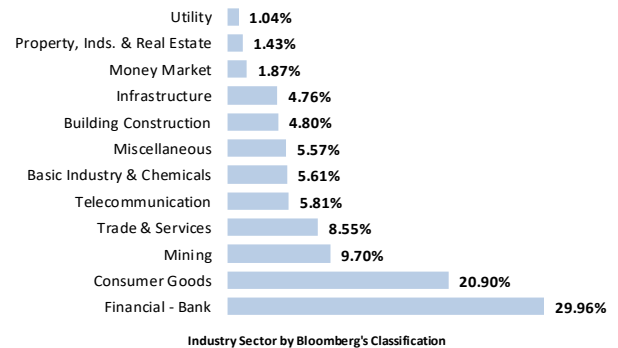
Periode Sejak Pendirian/ Since Inception 12 September 2017 (CAGR)



## ALOKASI ASET/ ASSET ALLOCATION



## ALOKASI INDUSTRI/ SECTOR ALLOCATION



## TOP 5 HOLDING (in alphabetical order)

Asset
Adaro Energy Tbk PT
Astra International Tbk PT
Bank Central Asia Tbk PT
Bank Mandiri Persero Tbk PT
Bank Rakyat Indonesia Persero Tbk PT

Penyertaan Minimum  
Minimum Subscription  
Rp 100.000

Dana Kelolaan/ AUM  
Rp 66.7 Billion

Publikasi NAB/ Publication of Daily NAV  
Koran: Bisnis Indonesia, Kontan dan Investor Indonesia

Kustodian/ Custodian Bank  
Bank CIMB Niaga, Tbk

No. Rekening/ Account Number  
Reksa Dana SAM Beta Plus Equity Fund  
No. 800148308400  
CIMB Niaga Cb. Sudirman Tower

Pelaporan/ Reporting  
Bulanan/ Monthly

Subscription/ Redemption  
Harian/ Daily