

# SAM SYARIAH BERIMBANG

Reksa Dana Campuran Syariah/ *Sharia Balanced Fund*

27-Oct-20

NAV: 1,542.16

## TUJUAN INVESTASI/ INVESTMENT OBJECTIVE

Untuk memperoleh imbal hasil yang optimal dengan berinvestasi pada efek sukuk, efek pasar uang syariah dan efek saham yang termasuk dalam Daftar Efek Syariah.

*Aiming to obtain optimal return for unit holders by investing in Syariah-compliant equity listed in Daftar Efek Syariah, sukuk instrument, and syariah-compliant money market instruments and / or cash.*

## KEBIJAKAN INVESTASI/ INVESTMENT POLICY

Menggunakan strategi alokasi aset secara aktif antara efek sukuk, pasar uang syariah dan saham syariah. Pengambilan keputusan investasi dilakukan berdasarkan pendekatan top-down dengan menggunakan riset yang mendalam, untuk memilih efek syariah terbaik dari sektor terbaik.

*Using a strategy of active asset allocation between Equity, fixed income and money market. Investment decision made by top-down approach and using an in-depth research, to choose the best stock of the best sectors in syariah-compliant securities.*

## PROFIL/ PROFILE

Type	Sharia Balanced Fund	
Inception Date	10-Feb-10	
Investment Policy	5%-75%	Sharia-compliant equity
	5%-75%	Sukuk instrument
	5%-75%	Sharia-compliant money market instrument

## KINERJA/ PERFORMANCE

Tingkat Imbal Hasil/ *Investment Return*

Period ended October 27, 2020 (Actual)

	1 MONTH	3 MONTHS	6 MONTHS	YTD	1 YEAR	CAGR SINCE INCEPTION
SAM Syariah Berimbang	4.55%	-0.59%	8.91%	-13.14%	-14.32%	4.12%
Jakarta Islamic Index	5.16%	-1.80%	0.58%	-21.83%	-20.56%	2.85%
Indeks Saham Syariah Indonesia	4.63%	0.23%	3.87%	-19.85%	-20.59%	n.a.

Sejak diluncurkan pada 10 Feb 2010 SAM Syariah Berimbang memberikan imbal hasil sebesar +4.12% dan JII sebesar +2.85% (disetahunkan).

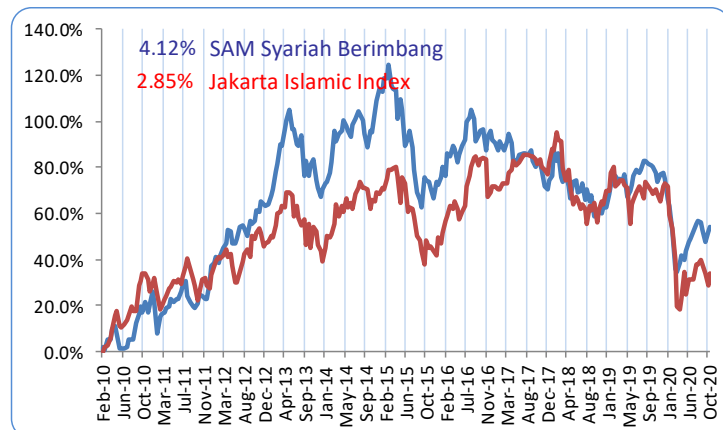
Sepanjang Oct 2020 (YTD), SSB membukukan penurunan sebesar -13.14%, dibandingkan dengan JII sebesar -21.83%

*Since its launch on Feb 10, 2010 SAM Syariah Berimbang total return is +4.12% vs +2.85% of JII (annualized).*

*Throughout Oct 2020 (YTD), SSB decreased by -13.14%, vs -21.83% of JII.*

## GRAFIK PERTUMBUHAN IMBAL HASIL/ INVESTMENT RETURN GROWTH CHART

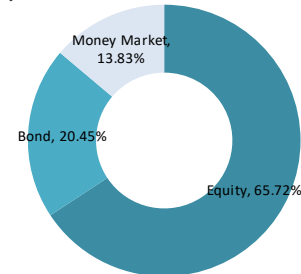
Periode Sejak Pendirian/ *Since Inception Date 10 February 2010 (CAGR)*



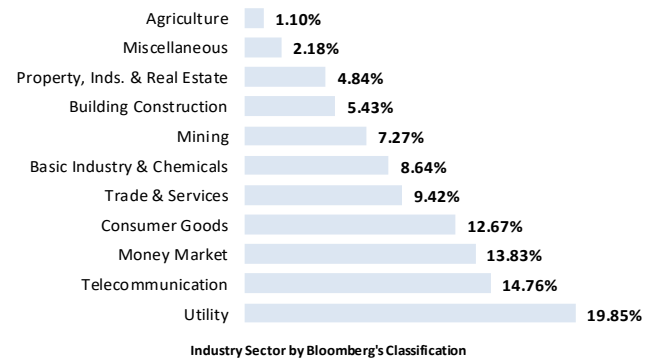
## AWARDS & RATING

2015 Aug	Majalah Investor	Best Sharia Balance Fund 5 yrs period	2013 Aug	Majalah Investor	Best Sharia Balance Fund 3 yrs period
2015 Mar	APRDI Bloomberg	Best Islamic Mixed Allocation Fund	2012 Nov	Majalah Investor	Rank #1 Balanced Fund 2012 YTD
2014 Aug	Majalah Investor	Best Sharia Balance Fund 3 yrs period	2012 Aug	Tabloid Kontan	Best Sharia Balanced Fund 1 yr period
2015 May	Lipper Reuters	Best Global Islamic Mixed Asset Fund	2011 Aug	Bisnis Indonesia	Best Sharia Balanced Fund 1 yr period
2014 Apr	APRDI Bloomberg	Best Islamic Mixed Allocation Fund			

## ALOKASI ASET/ ASSET ALLOCATION



## ALOKASI INDUSTRI/ SECTOR ALLOCATION



## TOP 5 HOLDING (in alphabetical order)

### Asset

Money Market

Sukuk Ijarah Bkljt III PLN Thp IV Tahun 2019 Seri B

Sukuk Ijarah II Tahun 2013 Seri B

Telekomunikasi Indonesia Persero Tbk PT

Unilever Indonesia Tbk PT

Penyertaan Minimum  
Minimum Subscription  
Rp 100.000

Dana Kelolaan/AUM

Rp 31.1 Billion

Publikasi NAB/ Publication of Daily NAV  
Koran: Bisnis Indonesia, Kontan dan Investor Indonesia

Bloomberg: SAMSBE IJ Equity

Kustodian/ Custodian Bank  
Bank CIMB Niaga, Tbk

No. Rekening/ Account Number  
Reksadana SAM Syariah Berimbang  
No: 860002138900  
Bank CIMB Niaga Cb. Graha Niaga

Pelaporan/ Reporting  
Bulanan/ Monthly

Subscription/ Redemption  
Harian/ Daily