

# SAM DANA BERKEMBANG

Reksa Dana Campuran/ *Balanced Fund*

27-Oct-20  
NAV: 14,826.29

## TUJUAN INVESTASI/ *INVESTMENT OBJECTIVE*

Untuk memperoleh imbal hasil yang menarik, dengan investasi utama pada portofolio berimbang antara efek saham dan efek pendapatan tetap.

*To obtain attractive returns, with major investments in the portfolio balanced between Equity and fixed income.*

## KEBIJAKAN INVESTASI/ *INVESTMENT POLICY*

Menggunakan strategi alokasi aset secara aktif antara efek saham, pendapatan tetap dan pasar uang. Pengambilan keputusan investasi dilakukan berdasarkan pedekatan top-down dengan menggunakan riset yang mendalam, untuk memilih efek terbaik dari sektor terbaik.

*Using a strategy of active asset allocation amongst Equity, fixed income and money market. Investment decision made by top-down approach by using an in-depth research, to choose the best stock of the best sectors.*

## PROFIL/ *PROFILE*

Type	Balanced Fund	
Inception Date	05-Nov-97	
Investment Policy	1% - 79%	Equity
	1% - 79%	Fixed income instruments
	1% - 79%	Money market and/or cash equivalent instruments

## KINERJA/ *PERFORMANCE*

Tingkat Imbal Hasil/ *Investment Return*

Period ended October 27, 2020 (Actual)	1 MONTH	3 MONTHS	6 MONTHS	YTD	1 YEAR	CAGR
						SINCE INCEPTION
SAM Dana Berkembang	6.44%	-0.53%	14.03%	-16.92%	-14.07%	12.44%
Jakarta Composite Index	5.30%	-0.42%	8.73%	-18.59%	-17.66%	10.74%

Semenjak diluncurkan pada 05 November 1997 SAM Dana Berkembang memberikan imbal hasil sebesar +12.44% dan IHSG sebesar +10.74% (disetahunkan).

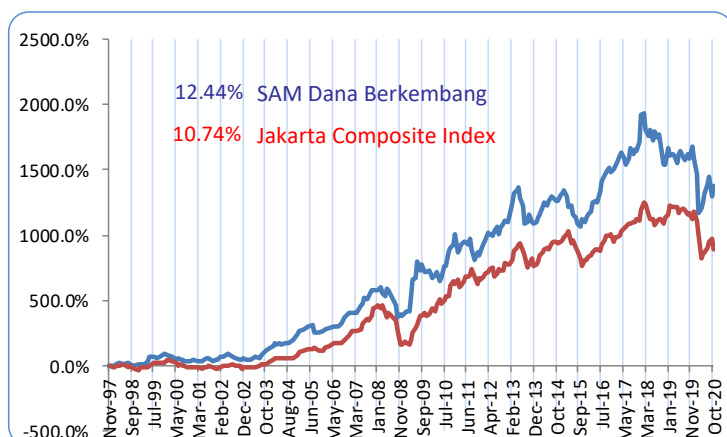
Sepanjang Oct 2020 (YTD), SDB membukukan penurunan sebesar -16.92%, dibandingkan dengan IHSG sebesar -18.59%

*Since its launch on November 05, 1997 SAM Dana Berkembang provide return on +12.44% vs +10.74% of JCI (annualized).*

*Throughout Oct 2020 (YTD), SDB decrease -16.92%, vs -18.59% of JCI.*

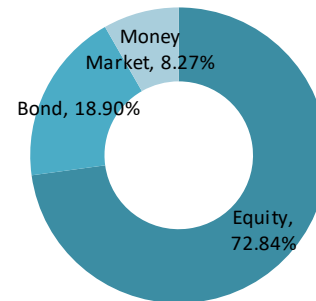
## GRAFIK PERTUMBUHAN IMBAL HASIL/ *INVESTMENT RETURN GROWTH CHART*

Periode Sejak Pendirian/ *Since Inception Date 5 Nov 1997 (CAGR)*

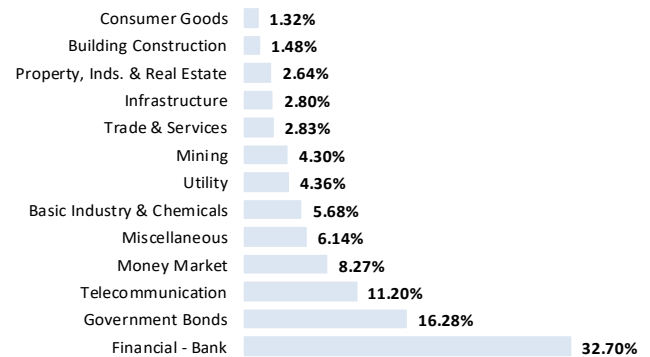


Warta Ekonomi  
BEST PERFORM IN MIXED MUTUAL FUND

## ALOKASI ASET/ *ASSET ALLOCATION*



## ALOKASI INDUSTRI/ *SECTOR ALLOCATION*



Industry Sector by Bloomberg's Classification

## TOP 5 HOLDING (in alphabetical order)

### Asset

Bank Central Asia Tbk PT

Bank Negara Indonesia Persero Tbk PT

Bank Rakyat Indonesia Persero Tbk PT

Money Market

Telekomunikasi Indonesia Persero Tbk PT

Penyertaan Minimum/  
*Minimum Subscription*  
Rp 100,000

Dana Kelolaan/AUM

Rp 40.6 Billion

Publikasi NAB/ *Publication of Daily NAV*  
Koran: Bisnis Indonesia, Kontan dan Investor Indonesia

Bloomberg: SAMGRTI IJ Equity

Kustodian/ *Custodian Bank*  
Bank CIMB Niaga, Tbk

No. Rekening/ *Account Number*  
SAM Dana Berkembang

No: 800029020400

Bank CIMB Niaga Cb. Graha Niaga

Pelaporan/ *Reporting*  
Bulanan/ *Monthly*

Subscription/ *Redemption*  
Harian/ *Daily*