

MARKET COMMENTARY

30-Sep-20

Return YTD as of
30-Sep-20



*Since inception



Warta Ekonomi
PERSPEKTIF BARU BISNIS & EKONOMI

Review September 2020

IHSG pada bulan September 2020 melemah -8.3% dan ditutup di level 4,870. Sektor properti menjadi sektor pendorong bursa dengan penguatan tertinggi sebesar 14.8%, sedangkan sektor finansial mencatatkan pelemahan terdalam yaitu sebesar -14.0%. Kinerja sektor lainnya: perdagangan 0.1%, agrikultur -5.7%, konsumsi -6.3%, pertambangan -7.2%, industri dasar -7.5%, infrastruktur -9.2%, dan aneka industri -12.0%.

Di Wall Street, S&P 500 mencatatkan pelemahan sebesar -4.6% sementara Dow Jones Industrial Average turun -3.0%. Indeks FTSE Asia Ex Japan melemah -3.4% sementara indeks bursa saham global MSCI ACWI melemah sebesar -4.0%. Salah satu kejadian yang patut dicermati adalah Amerika Serikat sudah memulai rangkaian pemilu dengan debat kandidat.

Pada bulan September 2020, harga Minyak Mentah WTI turun -5.9%, sementara Brent melemah -10.2%; masing-masing ditutup di level US\$ 40.2/barel dan US\$ 41.0/barel. Harga Minyak Kacang Kedelai naik 0.8% sementara CPO turun -2.5%. Perkembangan harga komoditas utama lain: Emas -4.3%, Timah -3.8%, Tembaga -0.2%, Aluminium -2.8%, Batubara 14.0%, Jagung 8.4%, Gandum 4.0%, dan Kacang Kedelai 7.2%.

Rupiah melemah -2.1% terhadap USD dan ditutup di level 14,880/USD pada September 2020. Harga SUN turun seiring tingkat imbal hasil acuan SUN tenor 10 tahun yang naik 10.1 basis poin ke 6.96%. Adapun kepemilikan asing di SBN berkurang menjadi Rp 939 triliun; lebih rendah Rp -3.5 triliun dibandingkan posisi bulan lalu.

Inflasi September 2020 tercatat sebesar -0.05% m-m dan 1.42% y-y; di mana angka konsensus adalah -0.03% m-m dan 1.40% y-y. Neraca perdagangan bulan Agustus 2020 surplus US\$ 2,330 Juta, lebih baik dari perkiraan konsensus yang surplus US\$ 2,168 juta; Ekspor turun dan impor turun masing-masing -8.4% y-y dan -24.2% y-y.

September 2020 Review

JCI traded -8.3% lower in September 2020 and was closed at 4,870. Property sector was leading with 14.8% gain, while Finance sector was the weakest with -14.0% loss. Other sector performances: Trade 0.1%, Agriculture -5.7%, Consumer -6.3%, Mining -7.2%, Basic Industry -7.5%, Infrastructure -9.2% and Miscellaneous -12.0%.

At Wall Street, S&P 500 went down -4.6% and Dow Jones Industrial Average traded -3.0% lower. FTSE Asia Ex Japan down -3.4% while the global stock market index MSCI ACWI declined -4.0%. One of the most notable event is US has started election with candidate debates.

In September 2020, WTI oil price went down -5.9%, Brent oil decreased -10.2%; closed at US\$ 40.2/barrel and US\$ 41.0/barrel, respectively. Soybean Oil price up 0.8% and CPO price down -2.5%. Other commodities price changes: Gold -4.3%, Tin -3.8%, Copper -0.2%, Aluminum -2.8%, Coal 14.0%, Corn 8.4%, Wheat 4.0% and Soybean 7.2%.

Rupiah depreciated -2.1% against USD and was closed at 14,880 on September 2020. Indonesia Government Bond price went down as the 10-year's yield went up 10.1 bps to 6.96%. Foreign ownership in Indonesian government bonds decreased to IDR 939 trillion, IDR -3.5 trillion lower than last month position.

September 2020 inflation rate was recorded at -0.05% m-m and 1.42% y-y; consensus estimates were -0.03% m-m and 1.40% y-y. The August 2020 trade balance booked surplus of US\$ 2,330 million, above consensus estimate of US\$ 2,168 million surplus; Exports went down and imports went down, -8.4% y-y and -24.2% y-y, respectively.

Office: Menara Imperium GF | Jl. HR. Rasuna Said Kav 1 Jakarta 12980 | T. 021 - 28548 800/ 169 | F. 021 - 8370 3278/ 8317 315 | E. marketing@sam.co.id | www.sam.co.id

DISCLAIMER

Factsheet ini disajikan oleh PT Samuel Aset Manajemen hanya untuk tujuan informasi. Dalam kondisi apapun factsheet ini tidak dapat digunakan atau dijadikan dasar sebagai penawaran menjual atau penawaran membeli. Factsheet ini dibuat secara bebas dan berdasarkan perkiraan, pendapat serta harapan yang terdapat didalamnya seluruhnya menjadi milik PT Samuel Aset Manajemen. Sepanjang diketahui bahwa informasi yang terdapat dalam laporan dimaksud adalah benar atau tidak menyesatkan pada saat disajikan, PT Samuel Aset Manajemen tidak menjamin keakuratan atau kelengkapan dari laporan yang didasarkan pada kondisi tersebut. PT Samuel Aset Manajemen maupun officer atau karyawannya tidak bertanggung jawab apapun terhadap setiap kerugian yang langsung maupun tidak langsung sebagai akibat dari setiap penggunaan factsheet ini. Seluruh format angka dalam factsheet ini disajikan dalam format Bahasa Inggris.

This Factsheet is represented by PT Samuel Aset Manajemen for information purpose only. Under no circumstances is it to be used or considered as an offer to sell or a solicitation of any offer to buy. This Factsheet has been produce independently and the forecast, opinions and expectations contained herein are entirely those of PT Samuel Aset Manajemen. While all reasonable care has been taken to ensure that informations contained herein is not untrue or misleading at the time of publication, PT Samuel Aset Manajemen makes no representations as to its accuracy or completeness and it should be relied upon as such. Neither PT Samuel Aset Manajemen nor any officer or employee of PT Samuel Aset Manajemen accepts only liability whatsoever for any direct or consequential loss arising from any use of this factsheet. All the numbers presented in this factsheet are in English format.

SAM SHARIA EQUITY FUND

Reksa Dana Saham Syariah/ Sharia-compliant Equity Fund

30-Sep-20

NAV: 784.73

TUJUAN INVESTASI/ INVESTMENT OBJECTIVE

Untuk memperoleh imbal hasil yang jangka panjang bagi Pemegang Unit Penyertaan dengan menginvestasikan dananya pada Efek Ekuitas bersifat syariah yang termasuk dalam daftar Efek Syariah serta Instrumen Pasar Uang dan Setara Kas bersifat syariah.

Aiming to obtain optimal return for unit holders by investing in Syariah-compliant equity listed in Daftar Efek Syariah, sukuk instrument, and syariah-compliant money market instruments and / or cash.

KEBIJAKAN INVESTASI/ INVESTMENT POLICY

Melakukan investasi dengan komposisi minimum 80% pada Efek Ekuitas yang termasuk dalam Daftar Efek Syariah dan maksimum 20% pada Instrumen Pasar Uang dan Setara Kas bersifat syariah.

Investing with an investment composition minimum of 80% 98% in sharia-compliant equity and maximum of 20% in sharia-compliant money market in Indonesia. Investment decision is made by top-down approach and using an in-depth research.

PROFIL/ PROFILE

Type	Sharia-compliant Equity Fund	
Inception Date	18-Jan-13	
Investment Policy	Min 80%	Sharia-compliant Equity
	Max 20%	Sharia-compliant money market instrument and/or cash

KINERJA/PERFORMANCE

Tingkat Imbal Hasil/ Investment Return

Period ended September 30, 2020 (Actual)

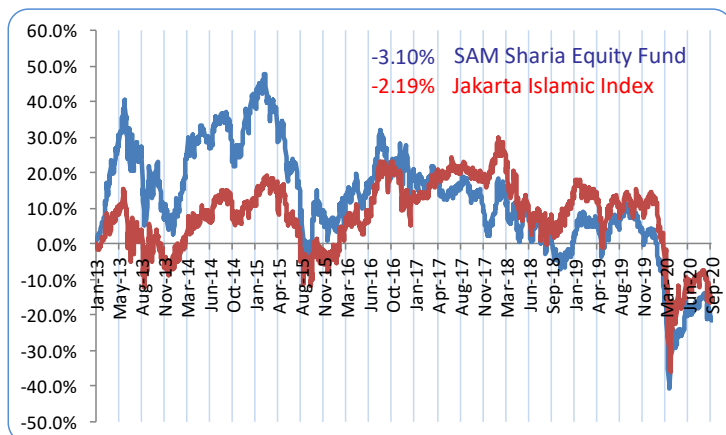
	1 MONTH	3 MONTHS	6 MONTHS	YTD	1 YEAR	CAGR SINCE INCEPTION
SAM Sharia Equity	-7.24%	-2.31%	11.51%	-24.69%	-27.54%	-3.10%
Jakarta Islamic Index	-6.78%	-2.79%	8.92%	-25.67%	-24.35%	-2.19%
Indeks Saham Syariah Indonesia	-4.61%	-0.76%	7.33%	-23.39%	-23.88%	-0.46%

Diluncurkan perdana pada 18 Jan 2013 SAM Sharia Equity Fund membukukan imbal sebesar -3.10% dibandingkan Indeks Saham Syariah Indonesia (ISSI) -0.46% (disetahunkan).

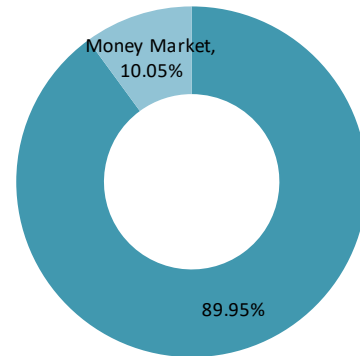
Launched in Jan 18, 2013 SAM Sharia Equity Fund booked total return of -3.10% vs -0.46% of ISSI (annualized).

GRAFIK PERTUMBUHAN IMBAL HASIL/ INVESTMENT RETURN GROWTH CHART

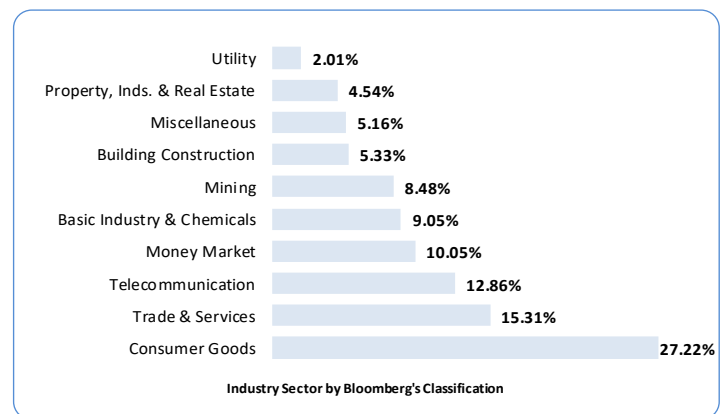
Periode Sejak Pendirian/ Since Inception Date 18 January 2013 (CAGR)



ALOKASI ASET/ASSET ALLOCATION



ALOKASI INDUSTRI/ SECTOR ALLOCATION



TOP 5 HOLDING (in alphabetical order)

Asset
Money Market
Astra International Tbk PT
Indofood CBP Sukses Makmur Tbk PT
Telekomunikasi Indonesia Persero Tbk PT
Unilever Indonesia Tbk PT

Penyertaan Minimum
Minimum Subscription
Rp 100.000

Dana Kelolaan/ AUM

Rp 34.6 Billion

Publikasi NAB/ Publication of Daily NAV
Koran: Bisnis Indonesia, Kontan dan Investor Indonesia

Bloomberg: SAMSHEQ IJ Equity

Kustodian/ Custodian Bank
Bank CIMB Niaga, Tbk

No. Rekening/ Account Number
SAM Sharia Equity Fund
No. 860001472500
CIMB Niaga Cb. Kelapa Gading

Pelaporan/ Reporting
Bulanan/ Monthly

Subscription/ Redemption
Harian/ Daily