

MARKET COMMENTARY

31-Aug-20

Return YTD as of
31-Aug-20



*Since inception



Warta Ekonomi
PERSPEKTIF BARU BISNIS & EKONOMI

Review Agustus 2020

IHSG pada bulan Agustus 2020 menguat 4.6% dan ditutup di level 5,238. Sektor finansial menjadi sektor pendorong bursa dengan penguatan tertinggi sebesar 7.3%, sedangkan sektor infrastruktur mencatatkan pelemahan terdalam yaitu sebesar -1.6%. Kinerja sektor lainnya: konsumsi 4.8%, agrikultur 4.6%, pertambangan 4.4%, industri dasar 4.2%, aneka industri 3.7%, perdagangan 3.3%, dan properti 2.8%.

Di Wall Street, S&P 500 mencatatkan penguatan sebesar 6.2% sementara Dow Jones Industrial Average naik 6.6%. Indeks FTSE Asia Ex Japan menguat 3.9% sementara indeks bursa saham global MSCI ACWI menguat sebesar 5.2%. Salah satu kejadian yang patut dicermati adalah DPR akan merivisi UU Bank Indonesia dimana bisa meningkatkan peran pemerintah atas Bank Indonesia.

Pada bulan Agustus 2020, harga Minyak Mentah WTI naik 4.8%, sementara Brent menguat 2.0%; masing-masing ditutup di level US\$ 43.0/barel dan US\$ 45.1/barel. Harga Minyak Kacang Kedelai naik 5.4% sementara CPO naik 0.3%. Perkembangan harga komoditas utama lain: Emas -0.6%, Timah -0.9%, Tembaga 2.7%, Aluminium 2.7%, Batubara -5.4%, Jagung 9.0%, Gandum 3.5%, dan Kacang Kedelai 5.9%.

Rupiah menguat 0.5% terhadap USD dan ditutup di level 14,563/USD pada Agustus 2020. Harga SUN turun seiring tingkat imbal hasil acuan SUN tenor 10 tahun yang naik 2.2 basis poin ke 6.87%. Adapun kepemilikan asing di SBN berkurang menjadi Rp 939 triliun; lebih rendah Rp -5.3 triliun dibandingkan posisi bulan lalu.

Inflasi Agustus 2020 tercatat sebesar -0.05% m-m dan 1.32% y-y; di mana angka konsensus adalah 0.01% m-m dan 1.40% y-y. Neraca perdagangan bulan Juli 2020 surplus US\$ 3,263 Juta, lebih baik dari perkiraan konsensus yang surplus US\$ 889 juta; Ekspor turun dan impor turun masing-masing -9.9% y-y dan -32.6% y-y.

August 2020 Review

JCI traded 4.6% higher in August 2020 and was closed at 5,238. Finance sector was leading with 7.3% gain, while Infrastructure sector was the weakest with -1.6% loss. Other sector performances: Consumer 4.8%, Agriculture 4.6%, Mining 4.4%, Basic Industry 4.2%, Miscellaneous 3.7%, Trade 3.3% and Property 2.8%.

At Wall Street, S&P 500 went up 6.2% and Dow Jones Industrial Average traded 6.6% higher. FTSE Asia Ex Japan up 3.9% while the global stock market index MSCI ACWI gained 5.2%. One of the most notable event is Indonesia's parliament will revised Bank Indonesia draft bill in which could gives government more authority over Bank Indonesia.

In August 2020, WTI oil price went up 4.8%, Brent oil increased 2.0%; closed at US\$ 43.0/barrel and US\$ 45.1/barrel, respectively. Soybean Oil price up 5.4% and CPO price up 0.3%. Other commodities price changes: Gold -0.6%, Tin -0.9%, Copper 2.7%, Aluminum 2.7%, Coal -5.4%, Corn 9.0%, Wheat 3.5% and Soybean 5.9%.

Rupiah appreciated 0.5% against USD and was closed at 14,563 on August 2020. Indonesia Government Bond price went down as the 10-year's yield went up 2.2 bps to 6.87%. Foreign ownership in Indonesian government bonds decreased to IDR 939 trillion, IDR -5.3 trillion lower than last month position.

August 2020 inflation rate was recorded at -0.05% m-m and 1.32% y-y; consensus estimates were 0.01% m-m and 1.40% y-y. The July 2020 trade balance booked surplus of US\$ 3,263 million, above consensus estimate of US\$ 889 million surplus; Exports went down and imports went down, -9.9% y-y and -32.6% y-y, respectively.

Office: Menara Imperium GF | Jl. HR. Rasuna Said Kav 1 Jakarta 12980 | T. 021 - 28548 800/ 169 | F. 021 - 8370 3278/ 8317 315 | E. marketing@sam.co.id | www.sam.co.id

DISCLAIMER

Factsheet ini disajikan oleh PT Samuel Aset Manajemen hanya untuk tujuan informasi. Dalam kondisi apapun factsheet ini tidak dapat digunakan atau dijadikan dasar sebagai penawaran menjual atau penawaran membeli. Factsheet ini dibuat secara bebas dan berdasarkan perkiraan, pendapat serta harapan yang terdapat didalamnya seluruhnya menjadi milik PT Samuel Aset Manajemen. Sepanjang diketahui bahwa informasi yang terdapat dalam laporan dimaksud adalah benar atau tidak menyesatkan pada saat disajikan, PT Samuel Aset Manajemen tidak menjamin keakuratan atau kelengkapan dari laporan yang didasarkan pada kondisi tersebut. PT Samuel Aset Manajemen maupun officer atau karyawannya tidak bertanggung jawab apapun terhadap setiap kerugian yang langsung maupun tidak langsung sebagai akibat dari setiap penggunaan factsheet ini. Seluruh format angka dalam factsheet ini disajikan dalam format Bahasa Inggris.

This Factsheet is represented by PT Samuel Aset Manajemen for information purpose only. Under no circumstances is it to be used or considered as an offer to sell or a solicitation of any offer to buy. This Factsheet has been produce independently and the forecast, opinions and expectations contained herein are entirely those of PT Samuel Aset Manajemen. While all reasonable care has been taken to ensure that informations contained herein is not untrue or misleading at the time of publication, PT Samuel Aset Manajemen makes no representations as to its accuracy or completeness and it should be relied upon as such. Neither PT Samuel Aset Manajemen nor any officer or employee of PT Samuel Aset Manajemen accepts only liability whatsoever for any direct or consequential loss arising from any use of this factsheet. All the numbers presented in this factsheet are in English format.

SAM SYARIAH BERIMBANG

Reksa Dana Campuran Syariah/ *Sharia Balanced Fund*

31-Aug-20
NAV: 1,562.39

TUJUAN INVESTASI/ INVESTMENT OBJECTIVE

Untuk memperoleh imbal hasil yang optimal dengan berinvestasi pada efek sukuk, efek pasar uang syariah dan efek saham yang termasuk dalam Daftar Efek Syariah.

Aiming to obtain optimal return for unit holders by investing in Syariah-compliant equity listed in Daftar Efek Syariah, sukuk instrument, and syariah-compliant money market instruments and / or cash.

KEBIJAKAN INVESTASI/ INVESTMENT POLICY

Menggunakan strategi alokasi aset secara aktif antara efek sukuk, pasar uang syariah dan saham syariah. Pengambilan keputusan investasi dilakukan berdasarkan pendekatan top-down dengan menggunakan riset yang mendalam, untuk memilih efek syariah terbaik dari sektor terbaik.

Using a strategy of active asset allocation between Equity, fixed income and money market. Investment decision made by top-down approach and using an in-depth research, to choose the best stock of the best sectors in syariah-compliant securities.

PROFIL/ PROFILE

Type	Sharia Balanced Fund	
Inception Date	10-Feb-10	
Investment Policy	5%-75%	Sharia-compliant equity
	5%-75%	Sukuk instrument
	5%-75%	Sharia-compliant money market instrument

KINERJA/ PERFORMANCE

Tingkat Imbal Hasil/ *Investment Return*

Period ended August 31, 2020 (Actual)

	1 MONTH	3 MONTHS	6 MONTHS	YTD	1 YEAR	CAGR SINCE INCEPTION
SAM Syariah Berimbang	0.71%	8.97%	2.49%	-12.00%	-14.61%	4.32%
Jakarta Islamic Index	0.19%	5.24%	-1.48%	-20.26%	-20.77%	3.09%
Indeks Saham Syariah Indonesia	0.42%	4.83%	-3.82%	-19.69%	-21.83%	n.a.

Sejak diluncurkan pada 10 Feb 2010 SAM Syariah Berimbang memberikan imbal hasil sebesar +4.32% dan JII sebesar +3.09% (disetahunkan).

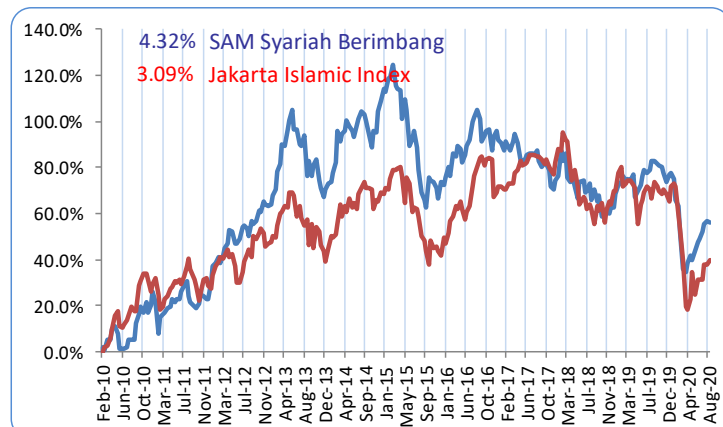
Sepanjang Aug 2020 (YTD), SSB membukukan penurunan sebesar -12.00%, dibandingkan dengan JII sebesar -20.26%

Since its launch on Feb 10, 2010 SAM Syariah Berimbang total return is +4.32% vs +3.09% of JII (annualized).

Throughout Aug 2020 (YTD), SSB decreased by -12.00%, vs -20.26% of JII.

GRAFIK PERTUMBUHAN IMBAL HASIL/ INVESTMENT RETURN GROWTH CHART

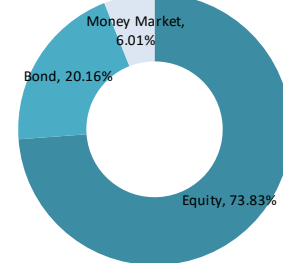
Periode Sejak Pendirian/ *Since Inception Date 10 February 2010 (CAGR)*



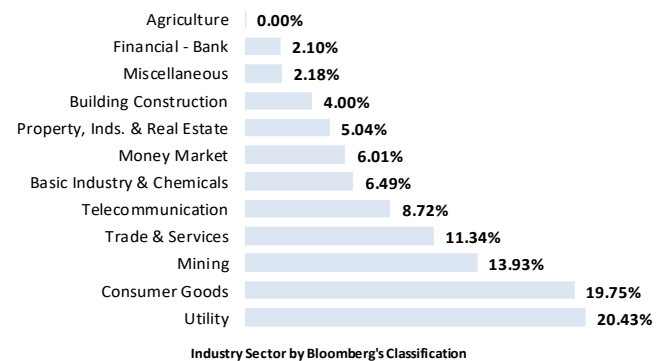
AWARDS & RATING

2015 Aug	Majalah Investor	Best Sharia Balance Fund 5 yrs period	2013 Aug	Majalah Investor	Best Sharia Balance Fund 3 yrs period
2015 Mar	APRDI Bloomberg	Best Islamic Mixed Allocation Fund	2012 Nov	Majalah Investor	Rank #1 Balanced Fund 2012 YTD
2014 Aug	Majalah Investor	Best Sharia Balance Fund 3 yrs period	2012 Aug	Tabloid Kontan	Best Sharia Balanced Fund 1 yr. period
2015 May	Lipper Reuters	Best Global Islamic Mixed Asset Fund	2011 Aug	Bisnis Indonesia	Best Sharia Balanced Fund 1 yr. period
2014 Apr	APRDI Bloomberg	Best Islamic Mixed Allocation Fund			

ALOKASI ASET/ ASSET ALLOCATION



ALOKASI INDUSTRI/ SECTOR ALLOCATION



TOP 5 HOLDING (in alphabetical order)

Asset

- Elnusa Tbk PT
- Money Market
- Sukuk Ijarah Bkljt III PLN Thp IV Tahun 2019 Seri B
- Sukuk Ijarah II Tahun 2013 Seri B
- Unilever Indonesia Tbk PT

Penyertaan Minimum
Minimum Subscription
Rp 100.000

Dana Kelolaan/AUM

Rp 31.5 Billion

Publikasi NAB/ *Publication of Daily NAV*
Koran: Bisnis Indonesia, Kontan dan Investor Indonesia

Bloomberg: SAMSBE IJ Equity

Kustodian/ *Custodian Bank*
Bank CIMB Niaga, Tbk

No. Rekening/ *Account Number*
Reksadana SAM Syariah Berimbang
No: 860002138900
Bank CIMB Niaga Cb. Graha Niaga

Pelaporan/ *Reporting*
Bulanan/ *Monthly*

Subscription/ *Redemption*
Harian/ *Daily*