

MARKET COMMENTARY

30-Jun-20

Return YTD as of 30-Jun-20



*Since inception



Warta Ekonomi
PERSERIKAT BARU BISNIS & EKONOMI

Review Juni 2020

IHSG pada bulan Juni 2020 menguat 3.2% dan ditutup di level 4,905. Sektor finansial menjadi sektor pendorong bursa dengan penguatan tertinggi sebesar 10.1%, sedangkan sektor industri dasar mencatatkan pelemahan terdalam yaitu sebesar -3.2%. Kinerja sektor lainnya: agrikultur 6.5%, infrastruktur 2.2%, aneka industri 1.0%, perdagangan -0.1%, properti -0.3%, konsumsi -0.3%, dan pertambangan -1.2%.

Di Wall Street, S&P 500 mencatatkan penguatan sebesar 1.8% sementara Dow Jones Industrial Average naik 1.7%. Indeks FTSE Asia Ex Japan menguat 7.7% sementara indeks bursa saham global MSCI ACWI menguat sebesar 3.0%. Salah satu kejadian yang patut dicermati adalah pembukaan kembali ekonomi di berbagai belahan dunia yang diikuti dengan kekhawatiran gelombang kedua infeksi COVID-19.

Pada bulan Juni 2020, harga Minyak Mentah WTI naik 10.7%, sementara Brent menguat 16.5%; masing-masing ditutup di level US\$ 39.3/barel dan US\$ 41.2/barel. Harga Minyak Kacang Kedelai naik 2.2% sementara CPO naik 0.2%. Perkembangan harga komoditas utama lain: Emas 2.9%, Timah 8.5%, Tembaga 11.9%, Aluminium 4.6%, Batubara 0.3%, Jagung 3.9%, Gandum -5.9%, dan Kacang Kedelai 5.2%.

Rupiah menguat 2.4% terhadap USD dan ditutup di level 14,265/USD pada Juni 2020. Harga SUN naik seiring tingkat imbal hasil acuan SUN tenor 10 tahun yang turun -13.7 basis poin ke 7.21%. Adapun kepemilikan asing di SBN bertambah menjadi Rp 940 triliun; lebih tinggi Rp 8.6 triliun dibandingkan posisi bulan lalu.

Inflasi Juni 2020 tercatat sebesar 0.18% m-m dan 1.96% y-y; di mana angka konsensus adalah 0.05% m-m dan 1.84% y-y. Neraca perdagangan bulan Mei 2020 surplus US\$ 2,092 Juta, lebih baik dari perkiraan konsensus yang surplus US\$ 629 juta; Ekspor turun dan impor turun masing-masing -29.0% y-y dan -42.2% y-y.

June 2020 Review

JCI traded 3.2% higher in June 2020 and was closed at 4,905. Finance sector was leading with 10.1% gain, while Basic Industry sector was the weakest with -3.2% loss. Other sector performances: Agriculture 6.5%, Infrastructure 2.2%, Miscellaneous 1.0%, Trade -0.1%, Property -0.3%, Consumer -0.3% and Mining -1.2%.

At Wall Street, S&P 500 went up 1.8% and Dow Jones Industrial Average traded 1.7% higher. FTSE Asia Ex Japan up 7.7% while the global stock market index MSCI ACWI gained 3.0%. One of the most notable event is reopening economy in several countries amid concern about second wave COVID-19 infection.

In June 2020, WTI oil price went up 10.7%, Brent oil increased 16.5%; closed at US\$ 39.3/barrel and US\$ 41.2/barrel, respectively. Soybean Oil price up 2.2% and CPO price up 0.2%. Other commodities price changes: Gold 2.9%, Tin 8.5%, Copper 11.9%, Aluminum 4.6%, Coal 0.3%, Corn 3.9%, Wheat -5.9% and Soybean 5.2%.

Rupiah appreciated 2.4% against USD and was closed at 14,265 on June 2020. Indonesia Government Bond price went up as the 10-year's yield went down -13.7 bps to 7.21%. Foreign ownership in Indonesian government bonds increased to IDR 940 trillion, IDR 8.6 trillion higher than last month position.

June 2020 inflation rate was recorded at 0.18% m-m and 1.96% y-y; consensus estimates were 0.05% m-m and 1.84% y-y. The May 2020 trade balance booked surplus of US\$ 2,092 million, above consensus estimate of US\$ 629 million surplus; Exports went down and imports went down, -29.0% y-y and -42.2% y-y, respectively.

Office: Menara Imperium GF | Jl. HR. Rasuna Said Kav 1 Jakarta 12980 | T. 021 - 28548 800/ 169 | F. 021 - 8370 3278/ 8317 315 | E. marketing@sam.co.id | www.sam.co.id

DISCLAIMER

Factsheet ini disajikan oleh PT Samuel Aset Manajemen hanya untuk tujuan informasi. Dalam kondisi apapun factsheet ini tidak dapat digunakan atau dijadikan dasar sebagai penawaran menjual atau penawaran membeli. Factsheet ini dibuat secara bebas dan berdasarkan perkiraan, pendapat serta harapan yang terdapat didalamnya seluruhnya menjadi milik PT Samuel Aset Manajemen. Sepanjang diketahui bahwa informasi yang terdapat dalam laporan dimaksud adalah benar atau tidak menyesatkan pada saat disajikan, PT Samuel Aset Manajemen tidak menjamin keakuratan atau kelengkapan dari laporan yang didasarkan pada kondisi tersebut. PT Samuel Aset Manajemen maupun officer atau karyawannya tidak bertanggung jawab apapun terhadap setiap kerugian yang langsung maupun tidak langsung sebagai akibat dari setiap penggunaan factsheet ini. Seluruh format angka dalam factsheet ini disajikan dalam format Bahasa Inggris.

This Factsheet is represented by PT Samuel Aset Manajemen for information purpose only. Under no circumstances is it to be used or considered as an offer to sell or a solicitation of any offer to buy. This Factsheet has been produce independently and the forecast, opinions and expectations contained herein are entirely those of PT Samuel Aset Manajemen. While all reasonable care has been taken to ensure that informations contained herein is not untrue or misleading at the time of publication, PT Samuel Aset Manajemen makes no representations as to its accuracy or completeness and it should be relied upon as such. Neither PT Samuel Aset Manajemen nor any officer or employee of PT Samuel Aset Manajemen accepts only liability whatsoever for any direct or consequential loss arising from any use of this factsheet. All the numbers presented in this factsheet are in English format.

SAM SUKUK SYARIAH SEJAHTERA

Reksa Dana Pendapatan Tetap Syariah/ *Sharia Fixed Income Fund*

30-Jun-20
NAV: 2,188.35

TUJUAN INVESTASI/ INVESTMENT OBJECTIVE

Untuk memperoleh imbal hasil yang stabil bagi pemegang Unit Penyertaan dengan berinvestasi pada efek Sukuk yang diterbitkan oleh Negara Republik Indonesia dan Korporasi yang berdomisili di Indonesia.

Aiming to obtain stable return for unit holders by investing in Indonesia government sukuk instrument and syariah-compliant money market instruments and/ or cash.

KEBIJAKAN INVESTASI/ INVESTMENT POLICY

Berinvestasi dengan komposisi investasi sebesar minimum 80% dan maksimum 98% pada efek Sukuk dan minimum 2% dan maksimum 20% pada efek Pasar Uang Syariah yang termasuk ke dalam Daftar Efek Syariah.

Investing with investment of a minimum composition of 80% and a maximum of 98% in Sukuk and minimum of 2% and a maximum of 20% on Syariah-compliant money market instruments that are listed in Daftar Efek Syariah.

PROFIL/ PROFILE

Type	Sharia Fixed Income Fund	
Inception Date	10-Feb-10	
Investment Policy	80%-98%	Sukuk Instrument
	2%-20%	Sharia-compliant money market instrument

KINERJA/PERFORMANCE

Tingkat Imbal Hasil/ *Investment Return*

Period ended June 30, 2020 (Actual)

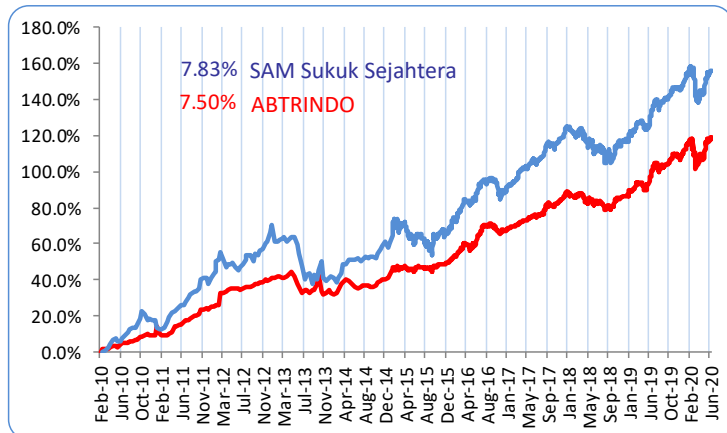
	1 MONTH	3 MONTHS	6 MONTHS	YTD	1 YEAR	CAGR SINCE INCEPTION
SAM Sukuk Syariah Sejahtera	1.86%	6.44%	4.19%	4.19%	9.01%	7.83%
Indeks IDMA	0.17%	3.01%	-5.60%	-5.60%	-2.82%	-1.17%
Indeks ABTRINDO	1.95%	6.51%	3.62%	3.62%	9.22%	7.50%

Sepanjang Jun 2020 (YTD), SSS membukukan kenaikan sebesar +4.19%. Sementara Indeks ABTRINDO +3.62%

Throughout Jun 2020 (YTD), SSS increased by +4.19% vs +3.62% of ABTRINDO.

GRAFIK PERTUMBUHAN IMBAL HASIL/ INVESTMENT RETURN GROWTH CHART

Periode Sejak Pendirian/ *Since Inception Date* 10 February 2010 (CAGR)

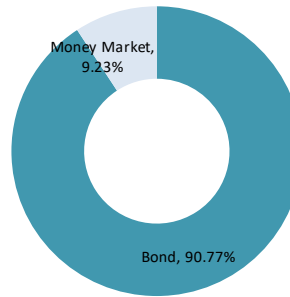


IDMA Index: Government Bond Index Price regardless of the coupon (source: Himdasun).

ABTRINDO Index: Government Bond Total Return Index which already takes into account the yield obtained from bonds coupon (source: Bloomberg).



ALOKASI ASET/ ASSET ALLOCATION

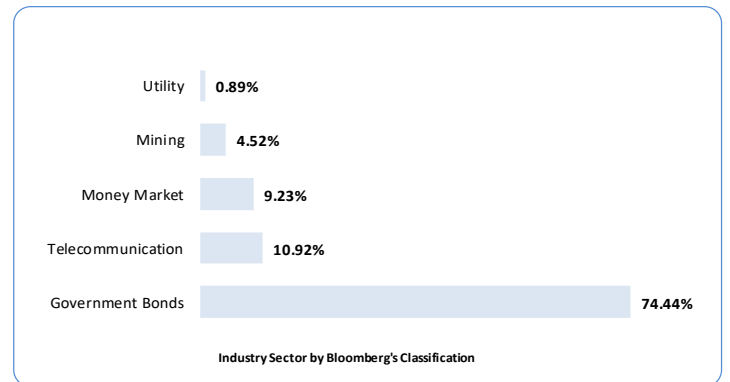


TINGKAT SUKU BUNGA/ INTEREST RATE

Interest Rate	1 Year %	Tax 20%
SBI	5.43	4.34
ATD 1mo	5.35	4.28
ATD 3mo	5.54	4.43
ATD 6mo	5.53	4.42
ATD 12mo	5.43	4.34

ATD (Average Time Deposit): Average time-deposit interest rate in 131 banks operating in Indonesia 1 Month, 3 Months, 6 Months and 12 Months (source: Bank Indonesia).

ALOKASI INDUSTRI/ SECTOR ALLOCATION



TOP 5 HOLDING (in alphabetical order)

Asset

- Money Market
- SBSN Seri PBS012
- SBSN Seri PBS022
- Sukuk Ijarah Bkljt I Indosat Thp III Tahun 2015 Seri B
- Sukuk Wakalah Medco Power Indonesia 2 Tahun 2019 Seri B

Penyertaan Minimum
Minimum Subscription
Rp 100.000

Dana Kelolaan/ *AUM*

Rp 115.5 Billion

Publikasi NAB/ *Publication of NAV Daily*
Koran: Bisnis Indonesia, Kontan dan Investor Indonesia

Bloomberg: SASUSYS IJ Equity

Kustodian/ *Custodian Bank*
Bank CIMB Niaga, Tbk

No. Rekening/ *Account Number*
Reksadana SAM Sukuk Syariah Sejahtera
No: 860002139100
Bank CIMB Niaga, Graha Niaga

Pelaporan/ *Reporting*
Bulanan/ *Monthly*

Subscription/ *Redemption*
Harian/ *Daily*