

MARKET COMMENTARY

29-May-20

Return YTD as of
29-May-20



*Since inception



Warta Ekonomi
PERSPEKTIF BARU BISNIS & EKONOMI

Review Mei 2020

IHSG pada bulan Mei 2020 menguat 0.8% dan ditutup di level 4,754. Sektor aneka industri menjadi sektor pendorong bursa dengan penguatan tertinggi sebesar 17.0%, sedangkan sektor infrastruktur mencatatkan pelemahan terdalam yaitu sebesar -5.6%. Kinerja sektor lainnya: properti 10.2%, pertambangan 2.4%, finansial 1.6%, agrikultur 0.7%, perdagangan -0.1%, konsumsi -0.8%, dan industri dasar -2.1%.

Di Wall Street, S&P 500 mencatatkan penguatan sebesar 4.5% sementara Dow Jones Industrial Average naik 4.3%. Indeks FTSE Asia Ex Japan melemah 0.0% sementara indeks bursa saham global MSCI ACWI menguat sebesar 4.1%. Salah satu kejadian yang patut dicermati adalah perbaikan likuiditas pasar finansial secara global dan rencana pembukaan kembali ekonomi di berbagai belahan dunia.

Pada bulan Mei 2020, harga Minyak Mentah WTI naik 88.4%, sementara Brent menguat 39.8%; masing-masing ditutup di level US\$ 35.5/barel dan US\$ 35.3/barel. Harga Minyak Kacang Kedelai naik 4.4% sementara CPO naik 9.8%. Perkembangan harga komoditas utama lain: Emas 2.6%, Timah 1.4%, Tembaga 3.6%, Aluminium 3.6%, Batubara -0.7%, Jagung 4.6%, Gandum -1.7%, dan Kacang Kedelai -1.1%.

Rupiah menguat 1.8% terhadap USD dan ditutup di level 14,610/USD pada Mei 2020. Harga SUN naik seiring tingkat imbal hasil acuan SUN tenor 10 tahun yang turun -53.2 basis poin ke 7.35%. Adapun kepemilikan asing di SBN bertambah menjadi Rp 932 triliun; lebih tinggi Rp 6.8 triliun dibandingkan posisi bulan lalu.

Inflasi Mei 2020 tercatat sebesar 0.07% m-m dan 2.19% y-y; di mana angka konsensus adalah 0.10% m-m dan 2.20% y-y. Neraca perdagangan bulan April 2020 defisit US\$ -345 Juta, lebih buruk dari perkiraan konsensus yang defisit US\$ -200 juta; Ekspor turun dan impor turun masing-masing -7.0% y-y dan -18.6% y-y.

May 2020 Review

JCI traded 0.8% higher in May 2020 and was closed at 4,754. Miscellaneous sector was leading with 17.0% gain, while Infrastructure sector was the weakest with -5.6% loss. Other sector performances: Property 10.2%, Mining 2.4%, Finance 1.6%, Agriculture 0.7%, Trade -0.1%, Consumer -0.8% and Basic Industry -2.1%.

At Wall Street, S&P 500 went up 4.5% and Dow Jones Industrial Average traded 4.3% higher. FTSE Asia Ex Japan down 0.0% while the global stock market index MSCI ACWI gained 4.1%. One of the most notable event is better liquidity in financial market and central plan to reopen economy in several countries.

In May 2020, WTI oil price went up 88.4%, Brent oil increased 39.8%; closed at US\$ 35.5/barrel and US\$ 35.3/barrel, respectively. Soybean Oil price up 4.4% and CPO price up 9.8%. Other commodities price changes: Gold 2.6%, Tin 1.4%, Copper 3.6%, Aluminum 3.6%, Coal -0.7%, Corn 4.6%, Wheat -1.7% and Soybean -1.1%.

Rupiah appreciated 1.8% against USD and was closed at 14,610 on May 2020. Indonesia Government Bond price went up as the 10-year's yield went down -53.2 bps to 7.35%. Foreign ownership in Indonesian government bonds increased to IDR 932 trillion, IDR 6.8 trillion higher than last month position.

May 2020 inflation rate was recorded at 0.07% m-m and 2.19% y-y; consensus estimates were 0.10% m-m and 2.20% y-y. The April 2020 trade balance booked deficit of US\$ -345 million, below consensus estimate of US\$ -200 million deficit; Exports went down and imports went down, -7.0% y-y and -18.6% y-y, respectively.

Office: Menara Imperium GF | Jl. HR. Rasuna Said Kav 1 Jakarta 12980 | T. 021 - 28548 800/ 169 | F. 021 - 8370 3278/ 8317 315 | E. marketing@sam.co.id | www.sam.co.id

DISCLAIMER

Factsheet ini disajikan oleh PT Samuel Aset Manajemen hanya untuk tujuan informasi. Dalam kondisi apapun factsheet ini tidak dapat digunakan atau dijadikan dasar sebagai penawaran menjual atau penawaran membeli. Factsheet ini dibuat secara bebas dan berdasarkan perkiraan, pendapat serta harapan yang terdapat didalamnya seluruhnya menjadi milik PT Samuel Aset Manajemen. Sepanjang diketahui bahwa informasi yang terdapat dalam laporan dimaksud adalah benar atau tidak menyesatkan pada saat disajikan, PT Samuel Aset Manajemen tidak menjamin keakuratan atau kelengkapan dari laporan yang didasarkan pada kondisi tersebut. PT Samuel Aset Manajemen maupun officer atau karyawannya tidak bertanggung jawab apapun terhadap setiap kerugian yang langsung maupun tidak langsung sebagai akibat dari setiap penggunaan factsheet ini. Seluruh format angka dalam factsheet ini disajikan dalam format Bahasa Inggris.

This Factsheet is represented by PT Samuel Aset Manajemen for information purpose only. Under no circumstances is it to be used or considered as an offer to sell or a solicitation of any offer to buy. This Factsheet has been produce independently and the forecast, opinions and expectations contained herein are entirely those of PT Samuel Aset Manajemen. While all reasonable care has been taken to ensure that informations contained herein is not untrue or misleading at the time of publication, PT Samuel Aset Manajemen makes no representations as to its accuracy or completeness and it should be relied upon as such. Neither PT Samuel Aset Manajemen nor any officer or employee of PT Samuel Aset Manajemen accepts only liability whatsoever for any direct or consequential loss arising from any use of this factsheet. All the numbers presented in this factsheet are in English format.

SAM SHARIA EQUITY FUND

Reksa Dana Saham Syariah/ Sharia-compliant Equity Fund

29-May-20

NAV: 766.35

TUJUAN INVESTASI/ INVESTMENT OBJECTIVE

Untuk memperoleh imbal hasil yang jangka panjang bagi Pemegang Unit Penyertaan dengan menginvestasikan dananya pada Efek Ekuitas bersifat syariah yang termasuk dalam daftar Efek Syariah serta Instrumen Pasar Uang dan Setara Kas bersifat syariah.

Aiming to obtain optimal return for unit holders by investing in Syariah-compliant equity listed in Daftar Efek Syariah, sukuk instrument, and syariah-compliant money market instruments and / or cash.

KEBIJAKAN INVESTASI/ INVESTMENT POLICY

Melakukan investasi dengan komposisi minimum 80% pada Efek Ekuitas yang termasuk dalam Daftar Efek Syariah dan maksimum 20% pada Instrumen Pasar Uang dan Setara Kas bersifat syariah.

Investing with an investment composition minimum of 80% 98% in sharia-compliant equity and maximum of 20% in sharia-compliant money market in Indonesia. Investment decision is made by top-down approach and using an in-depth research.

PROFIL/ PROFILE

| | | |
|-------------------|------------------------------|--|
| Type | Sharia-compliant Equity Fund | |
| Inception Date | 18-Jan-13 | |
| Investment Policy | Min 80% | Sharia-compliant Equity |
| | Max 20% | Sharia-compliant money market instrument and/or cash |

KINERJA/PERFORMANCE

Tingkat Imbal Hasil/ Investment Return

Period ended May 29, 2020 (Actual)

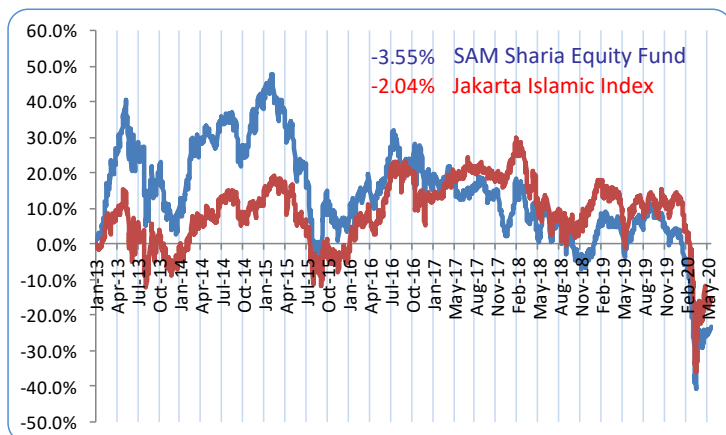
| | 1 MONTH | 3 MONTHS | 6 MONTHS | YTD | 1 YEAR | CAGR SINCE INCEPTION |
|--------------------------------|--------------|---------------|----------------|----------------|----------------|----------------------|
| SAM Sharia Equity | 1.02% | -9.49% | -23.86% | -26.46% | -23.81% | -3.55% |
| Jakarta Islamic Index | -2.49% | -6.38% | -20.75% | -24.23% | -19.98% | -2.04% |
| Indeks Saham Syariah Indonesia | -0.73% | -8.26% | -20.52% | -23.39% | -20.59% | -0.49% |

Diluncurkan perdana pada 18 Jan 2013 SAM Sharia Equity Fund membukukan imbal hasil sebesar +3.55% dibandingkan Indeks Saham Syariah Indonesia (ISSI) +0.49% (disetahankan).

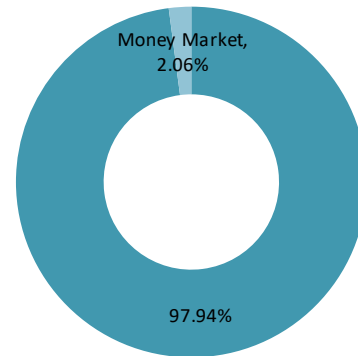
Launched in Jan 18, 2013 SAM Sharia Equity Fund booked total return of +3.55% vs +0.49% of ISSI (annualized).

GRAFIK PERTUMBUHAN IMBAL HASIL/ INVESTMENT RETURN GROWTH CHART

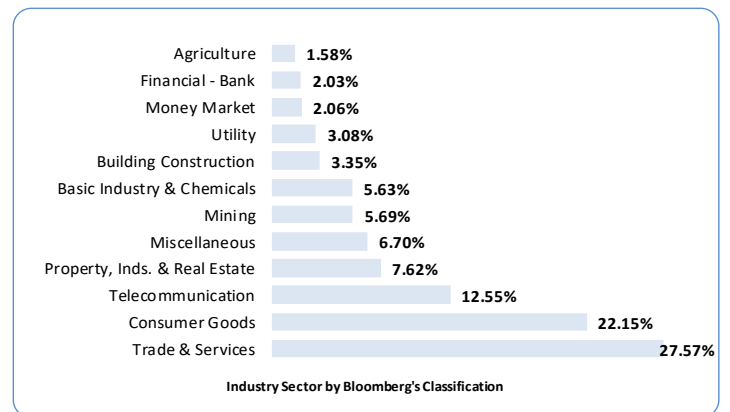
Periode Sejak Pendirian/ Since Inception Date 18 January 2013 (CAGR)



ALOKASI ASET/ASSET ALLOCATION



ALOKASI INDUSTRI/ SECTOR ALLOCATION



TOP 5 HOLDING (in alphabetical order)

Asset

Astra International Tbk PT

Medikaloka Hermina Tbk PT

Prodia Widyahusada Tbk PT

Telekomunikasi Indonesia Persero Tbk PT

Unilever Indonesia Tbk PT

Penyertaan Minimum
Minimum Subscription
Rp 100.000

Dana Kelolaan/ AUM

Rp 34.9 Billion

Publikasi NAB/ Publication of Daily NAV
Koran: Bisnis Indonesia, Kontan dan Investor Indonesia

Bloomberg: SAMSHEQ IJ Equity

Kustodian/ Custodian Bank
Bank CIMB Niaga, Tbk

No. Rekening/ Account Number
SAM Sharia Equity Fund
No. 860001472500
CIMB Niaga Cb. Kelapa Gading

Pelaporan/ Reporting
Bulanan/ Monthly

Subscription/ Redemption
Harian/ Daily