

SAM SHARIA EQUITY FUND

Reksa Dana Saham Syariah/ *Sharia-compliant Equity Fund*

28-Feb-20

NAV: 846.71

TUJUAN INVESTASI/ *INVESTMENT OBJECTIVE*

Untuk memperoleh imbal hasil yang jangka panjang bagi Pemegang Unit Penyertaan dengan menginvestasikan dananya pada Efek Ekuitas bersifat syariah yang termasuk dalam daftar Efek Syariah serta Instrumen Pasar Uang dan Setara Kas bersifat syariah.

Aiming to obtain optimal return for unit holders by investing in Syariah-compliant equity listed in Daftar Efek Syariah, sukuk instrument, and syariah-compliant money market instruments and / or cash.

KEBIJAKAN INVESTASI/ *INVESTMENT POLICY*

Melakukan investasi dengan komposisi minimum 80% pada Efek Ekuitas yang termasuk dalam Daftar Efek Syariah dan maksimum 20% pada Instrumen Pasar Uang dan Setara Kas bersifat syariah.

Investing with an investment composition minimum of 80% 98% in sharia-compliant equity and maximum of 20% in sharia-compliant money market in Indonesia. Investment decision is made by top-down approach and using an in-depth research.

PROFIL/ *PROFILE*

Type	Sharia-compliant Equity Fund	
Inception Date	18-Jan-13	
Investment Policy	Min 80%	Sharia-compliant Equity
	Max 20%	Sharia-compliant money market instrument and/or cash

KINERJA/ *PERFORMANCE*

Tingkat Imbal Hasil/ *Investment Return*

Period ended February 28, 2020 (Actual)

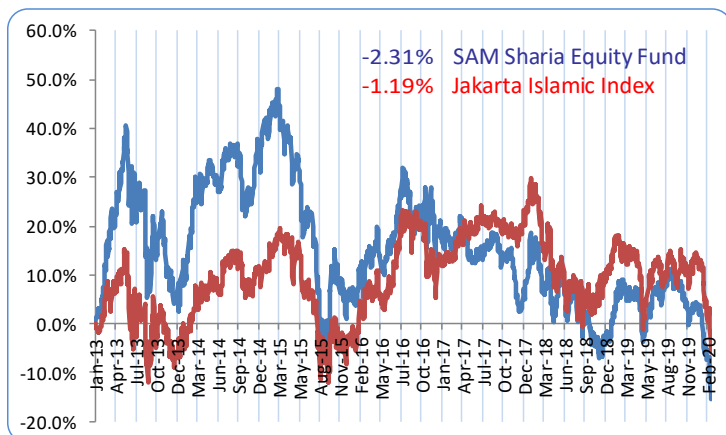
	1 MONTH	3 MONTHS	6 MONTHS	YTD	1 YEAR	CAGR SINCE INCEPTION
SAM Sharia Equity	-11.06%	-15.87%	-23.09%	-18.75%	-20.97%	-2.31%
Jakarta Islamic Index	-12.10%	-15.35%	-19.58%	-19.06%	-19.09%	-1.19%
Indeks Saham Syariah Indonesia	-9.47%	-13.37%	-18.72%	-16.50%	-18.02%	0.71%

Diluncurkan perdana pada 18 Jan 2013 SAM Sharia Equity Fund membukukan imbal hasil sebesar +2.31% dibandingkan Indeks Saham Syariah Indonesia (ISSI) +0.71% (disetahunkan).

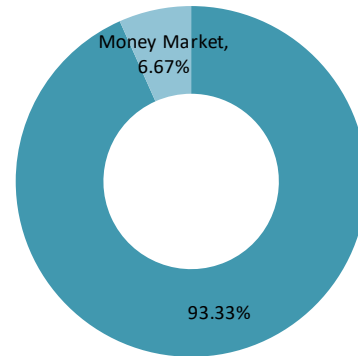
Launched in Jan 18, 2013 SAM Sharia Equity Fund booked total return of +2.31% vs +0.71% of ISSI (annualized).

GRAFIK PERTUMBUHAN IMBAL HASIL/ *INVESTMENT RETURN GROWTH CHART*

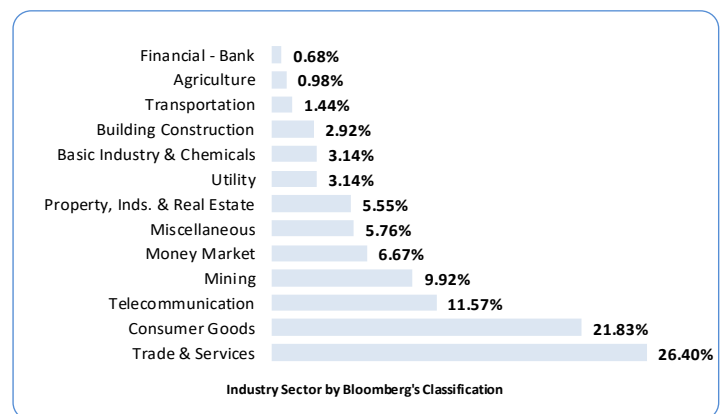
Periode Sejak Pendirian/ *Since Inception Date 18 January 2013 (CAGR)*



ALOKASI ASET/ *ASSET ALLOCATION*



ALOKASI INDUSTRI/ *SECTOR ALLOCATION*



TOP 5 HOLDING (in alphabetical order)

Asset

Medikaloka Hermina Tbk PT

Money Market

Prodia Widyahusada Tbk PT

Telekomunikasi Indonesia Persero Tbk PT

Unilever Indonesia Tbk PT

Penyertaan Minimum
Minimum Subscription
Rp 100.000

Dana Kelolaan/ *AUM*

Rp 40.5 Billion

Publikasi NAB/ *Publication of Daily NAV*
Koran: Bisnis Indonesia, Kontan dan Investor Indonesia

Bloomberg: SAMSHEQ.IJ Equity

Kustodian/ *Custodian Bank*
Bank CIMB Niaga, Tbk

No. Rekening/ *Account Number*
SAM Sharia Equity Fund
No. 860001472500
CIMB Niaga Cb. Kelapa Gading

Pelaporan/ *Reporting*
Bulanan/ *Monthly*

Subscription/ *Redemption*
Harian/ *Daily*