

## MARKET COMMENTARY

30-Dec-19

Return YTD as of  
30-Dec-19



\*Since inception



Warta Ekonomi  
PERSPEKTIF BARU BISNIS & EKONOMI

### Review Desember 2019

IHSG pada bulan Desember 2019 menguat 4.8% dan ditutup di level 6,300. Sektor agrikultur menjadi sektor pendorong bursa dengan penguatan tertinggi sebesar 11.7%, sedangkan sektor perdagangan mencatatkan penguatan terkecil yaitu sebesar 1.4%. Kinerja sektor lainnya: pertambangan 10.8%, finansial 6.4%, aneka industri 5.3%, industri dasar 5.3%, properti 4.0%, infrastruktur 3.1%, dan konsumsi 2.3%.

Di Wall Street, S&P 500 mencatatkan penguatan sebesar 2.9% sementara Dow Jones Industrial Average naik 1.7%. Indeks FTSE Asia Ex Japan menguat 5.4% sementara indeks bursa saham global MSCI ACWI menguat sebesar 3.4%. Salah satu kejadian yang patut dicermati adalah kesepakatan dagang fase pertama antara AS dan Tiongkok.

Pada bulan Desember 2019, harga Minyak Mentah WTI naik 10.7%, sementara Brent menguat 5.7%; masing-masing ditutup di level US\$ 61.1/barel dan US\$ 66.0/barel. Harga Minyak Kacang Kedelai naik 13.4% sementara CPO naik 11.2%. Perkembangan harga komoditas utama lain: Emas 3.6%, Timah 4.1%, Tembaga 5.3%, Aluminium 2.3%, Batubara -0.2%, Jagung 4.4%, Gandum 2.1%, dan Kacang Kedelai 7.6%.

Rupiah menguat 1.7% terhadap USD dan ditutup di level 13,866/USD pada Desember 2019. Harga SUN naik seiring tingkat imbal hasil acuan SUN tenor 10 tahun yang turun -4.7 basis poin ke 7.06%. Adapun kepemilikan asing di SBN berkurang menjadi Rp 1,064 triliun; lebih rendah Rp -3.9 triliun dibandingkan posisi bulan lalu.

Inflasi Desember 2019 tercatat sebesar 0.34% m-m dan 2.72% y-y; di mana angka konsensus adalah 0.49% m-m dan 2.90% y-y. Neraca perdagangan bulan November 2019 defisit US\$ -1,330 Juta, lebih buruk dari perkiraan konsensus yang defisit US\$ -105 juta; Ekspor turun dan impor turun masing-masing -5.7% y-y dan -9.2% y-y.

### December 2019 Review

*JCI traded 4.8% higher in December 2019 and was closed at 6,300. Agriculture sector was leading with 11.7% gain, while Trade sector was the weakest with 1.4% loss. Other sector performances: Mining 10.8%, Finance 6.4%, Miscellaneous 5.3%, Basic Industry 5.3%, Property 4.0%, Infrastructure 3.1% and Consumer 2.3%.*

*At Wall Street, S&P 500 went up 2.9% and Dow Jones Industrial Average traded 1.7% higher. FTSE Asia Ex Japan up 5.4% while the global stock market index MSCI ACWI gained 3.4%. One of the most notable event is trade deal phase one between US and China.*

*In December 2019, WTI oil price went up 10.7%, Brent oil increased 5.7%; closed at US\$ 61.1/barrel and US\$ 66.0/barrel, respectively. Soybean Oil price up 13.4% and CPO price up 11.2%. Other commodities price changes: Gold 3.6%, Tin 4.1%, Copper 5.3%, Aluminum 2.3%, Coal -0.2%, Corn 4.4%, Wheat 2.1% and Soybean 7.6%.*

*Rupiah appreciated 1.7% against USD and was closed at 13,866 on December 2019. Indonesia Government Bond price went up as the 10-year's yield went down -4.7 bps to 7.06%. Foreign ownership in Indonesian government bonds decreased to IDR 1,064 trillion, IDR -3.9 trillion lower than last month position.*

*December 2019 inflation rate was recorded at 0.34% m-m and 2.72% y-y; consensus estimates were 0.49% m-m and 2.90% y-y. The November 2019 trade balance booked deficit of US\$ -1,330 million, below consensus estimate of US\$ -105 million deficit; Exports went down and imports went down, -5.7% y-y and -9.2% y-y, respectively.*

Office: Menara Imperium GF | Jl. HR. Rasuna Said Kav 1 Jakarta 12980 | T. 021 - 28548 800/ 169 | F. 021 - 8370 3278/ 8317 315 | E. marketing@sam.co.id | www.sam.co.id

### DISCLAIMER

Factsheet ini disajikan oleh PT Samuel Aset Manajemen hanya untuk tujuan informasi. Dalam kondisi apapun factsheet ini tidak dapat digunakan atau dijadikan dasar sebagai penawaran menjual atau penawaran membeli. Factsheet ini dibuat secara bebas dan berdasarkan perkiraan, pendapat serta harapan yang terdapat didalamnya seluruhnya menjadi milik PT Samuel Aset Manajemen. Sepanjang diketahui bahwa informasi yang terdapat dalam laporan dimaksud adalah benar atau tidak menyesatkan pada saat disajikan, PT Samuel Aset Manajemen tidak menjamin keakuratan atau kelengkapan dari laporan yang didasarkan pada kondisi tersebut. PT Samuel Aset Manajemen maupun officer atau karyawannya tidak bertanggung jawab apapun terhadap setiap kerugian yang langsung maupun tidak langsung sebagai akibat dari setiap penggunaan factsheet ini. Seluruh format angka dalam factsheet ini disajikan dalam format Bahasa Inggris.

*This Factsheet is represented by PT Samuel Aset Manajemen for information purpose only. Under no circumstances is it to be used or considered as an offer to sell or a solicitation of any offer to buy. This Factsheet has been produce independently and the forecast, opinions and expectations contained herein are entirely those of PT Samuel Aset Manajemen. While all reasonable care has been taken to ensure that informations contained herein is not untrue or misleading at the time of publication, PT Samuel Aset Manajemen makes no representations as to its accuracy or completeness and it should be relied upon as such. Neither PT Samuel Aset Manajemen nor any officer or employee of PT Samuel Aset Manajemen accepts only liability whatsoever for any direct or consequential loss arising from any use of this factsheet. All the numbers presented in this factsheet are in English format.*

# SAM SYARIAH BERIMBANG

Reksa Dana Campuran Syariah/ *Sharia Balanced Fund*

30-Dec-19

NAV: 1,775.46

## TUJUAN INVESTASI/ INVESTMENT OBJECTIVE

Untuk memperoleh imbal hasil yang optimal dengan berinvestasi pada efek sukuk, efek pasar uang syariah dan efek saham yang termasuk dalam Daftar Efek Syariah.

*Aiming to obtain optimal return for unit holders by investing in Syariah-compliant equity listed in Daftar Efek Syariah, sukuk instrument, and syariah-compliant money market instruments and / or cash.*

## KEBIJAKAN INVESTASI/ INVESTMENT POLICY

Menggunakan strategi alokasi aset secara aktif antara efek sukuk, pasar uang syariah dan saham syariah. Pengambilan keputusan investasi dilakukan berdasarkan pendekatan top-down dengan menggunakan riset yang mendalam, untuk memilih efek syariah terbaik dari sektor terbaik.

*Using a strategy of active asset allocation between Equity, fixed income and money market. Investment decision made by top-down approach and using an in-depth research, to choose the best stock of the best sectors in syariah-compliant securities.*

## PROFIL/ PROFILE

<b>Type</b>	Sharia Balanced Fund		
<b>Inception Date</b>	10-Feb-10		
<b>Investment Policy</b>	5%-75%	Sharia-compliant equity	
	5%-75%	Sukuk instrument	
	5%-75%	Sharia-compliant money market instrument	

## KINERJA/ PERFORMANCE

Tingkat Imbal Hasil/ *Investment Return*

Period ended December 30, 2019 (Actual)

	1 MONTH	3 MONTHS	6 MONTHS	YTD	1 YEAR	CAGR SINCE INCEPTION
<b>SAM Syariah Berimbang</b>	2.21%	-2.16%	0.82%	9.35%	9.35%	5.98%
Jakarta Islamic Index	4.59%	1.77%	2.26%	1.88%	1.88%	5.69%
Indeks Saham Syariah Indonesia	3.75%	-0.64%	0.92%	2.03%	2.03%	n.a.

Sejak diluncurkan pada 10 Feb 2010 SAM Syariah Berimbang memberikan imbal hasil sebesar +5.98% dan JII sebesar +5.69% (disetahunkan).

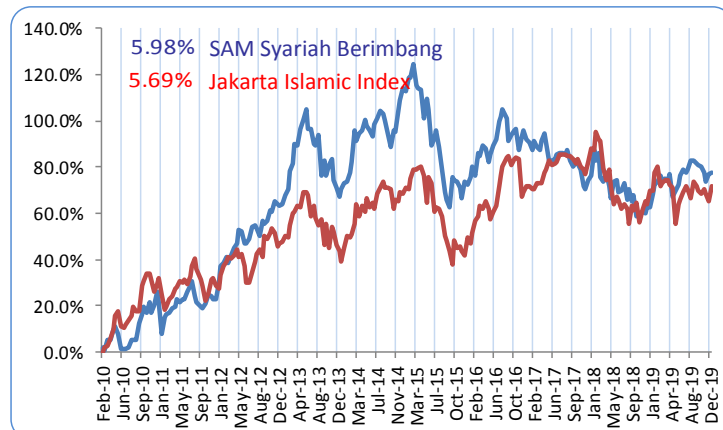
Sepanjang Dec 2019 (YTD), SSB membukukan kenaikan sebesar +9.35%, dibandingkan dengan JII sebesar +1.88%

*Since its launch on Feb 10, 2010 SAM Syariah Berimbang total return is +5.98% vs +5.69% of JII (annualized).*

*Throughout Dec 2019 (YTD), SSB increased by +9.35%, vs +1.88% of JII.*

## GRAFIK PERTUMBUHAN IMBAL HASIL/ INVESTMENT RETURN GROWTH CHART

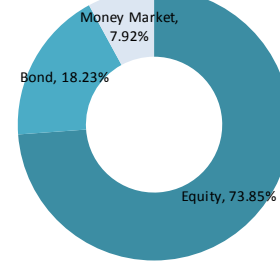
Periode Sejak Pendirian/ *Since Inception Date 10 February 2010 (CAGR)*



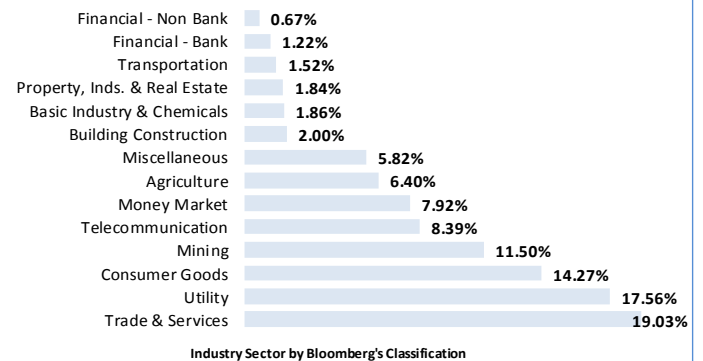
## AWARDS & RATING

2015 Aug	Majalah Investor	Best Sharia Balance Fund 5 yrs period	2013 Aug	Majalah Investor	Best Sharia Balance Fund 3 yrs period
2015 Mar	APRDI Bloomberg	Best Islamic Mixed Allocation Fund	2012 Nov	Majalah Investor	Rank #1 Balanced Fund 2012 YTD
2014 Aug	Majalah Investor	Best Sharia Balance Fund 3 yrs period	2012 Aug	Tabloid Kontan	Best Sharia Balanced Fund 1 yr period
2015 May	Lipper Reuters	Best Global Islamic Mixed Asset Fund	2011 Aug	Bisnis Indonesia	Best Sharia Balanced Fund 1 yr period
2014 Apr	APRDI Bloomberg	Best Islamic Mixed Allocation Fund			

## ALOKASI ASET/ ASSET ALLOCATION



## ALOKASI INDUSTRI/ SECTOR ALLOCATION



## TOP 5 HOLDING (in alphabetical order)

### Asset

Astra International Tbk PT

Money Market

Sukuk Ijarah Bkljt III PLN Thp IV Tahun 2019 Seri B

Sukuk Ijarah II Tahun 2013 Seri B

Telekomunikasi Indonesia Persero Tbk PT

Penyertaan Minimum  
Minimum Subscription  
Rp 100.000

Dana Kelolaan/AUM

Rp 40.6 Billion

Publikasi NAB/ Publication of Daily NAV  
Koran: Bisnis Indonesia, Kontan dan Investor Indonesia

Bloomberg: SAMSBE IJ Equity

Kustodian/ Custodian Bank  
Bank CIMB Niaga, Tbk

No. Rekening/ Account Number  
Reksadana SAM Syariah Berimbang  
No: 860002138900  
Bank CIMB Niaga Cb. Graha Niaga

Pelaporan/ Reporting  
Bulanan/ Monthly

Subscription/ Redemption  
Harian/ Daily