

## MARKET COMMENTARY

31-Oct-19

Return YTD as of  
31-Oct-19



\*Since inception



Warta Ekonomi  
PERSPEKTIF BARU BISNIS & EKONOMI

### Review Oktober 2019

IHSG pada bulan Oktober 2019 menguat 1.0% dan ditutup di level 6,228. Sektor industri dasar menjadi sektor pendorong bursa dengan penguatan tertinggi sebesar 7.6%, sedangkan sektor infrastruktur mencatatkan pelemahan terdalam yaitu sebesar -3.8%. Kinerja sektor lainnya: properti 5.4%, aneka industri 4.9%, finansial 2.7%, agrikultur 0.4%, perdagangan 0.2%, pertambangan -3.1%, dan konsumsi -3.8%.

Di Wall Street, S&P 500 mencatatkan penguatan sebesar 2.0% sementara Dow Jones Industrial Average naik 0.5%. Indeks FTSE Asia Ex Japan menguat 4.0% sementara indeks bursa saham global MSCI ACWI menguat sebesar 2.6%. Salah satu kejadian yang patut dicermati adalah Bank Indonesia menurunkan suku bunga menjadi 5% dibulan Oktober.

Pada bulan Oktober 2019, harga Minyak Mentah WTI naik 0.2%, sementara Brent melemah -0.9%; masing-masing ditutup di level US\$ 54.2/barel dan US\$ 60.2/barel. Harga Minyak Kacang Kedelai naik 6.1% sementara CPO naik 16.4%. Perkembangan harga komoditas utama lain: Emas 2.8%, Timah 3.8%, Tembaga 1.3%, Aluminium 1.9%, Batubara -4.5%, Jagung 0.5%, Gandum 2.6%, dan Kacang Kedelai 1.2%.

Rupiah menguat 1.1% terhadap USD dan ditutup di level 14,043/USD pada Oktober 2019. Harga SUN naik seiring tingkat imbal hasil acuan SUN tenor 10 tahun yang turun -28.0 basis poin ke 7.01%. Adapun kepemilikan asing di SBN bertambah menjadi Rp 1,058 triliun; lebih tinggi Rp 29 triliun dibandingkan posisi bulan lalu.

Inflasi Oktober 2019 tercatat sebesar 0.02% m-m dan 3.13% y-y; di mana angka konsensus adalah 0.17% m-m dan 3.29% y-y. Neraca perdagangan bulan September 2019 defisit US\$ -161 Juta, lebih buruk dari perkiraan konsensus yang surplus US\$ 124 juta; Ekspor turun dan impor turun masing-masing -5.7% y-y dan -2.4% y-y.

### October 2019 Review

*JCI traded 1.0% higher in October 2019 and was closed at 6,228. Basic Industry sector was leading with 7.6% gain, while Infrastructure sector was the weakest with -3.8% loss. Other sector performances: Property 5.4%, Miscellaneous 4.9%, Finance 2.7%, Agriculture 0.4%, Trade 0.2%, Mining -3.1% and Consumer -3.8%.*

*At Wall Street, S&P 500 went up 2.0% and Dow Jones Industrial Average traded 0.5% higher. FTSE Asia Ex Japan up 4.0% while the global stock market index MSCI ACWI gained 2.6%. One of the most notable event was BI cut the 7 Days Repo Rate to 5% in October.*

*In October 2019, WTI oil price went up 0.2%, Brent oil decreased -0.9%; closed at US\$ 54.2/barrel and US\$ 60.2/barrel, respectively. Soybean Oil price up 6.1% and CPO price up 16.4%. Other commodities price changes: Gold 2.8%, Tin 3.8%, Copper 1.3%, Aluminum 1.9%, Coal -4.5%, Corn 0.5%, Wheat 2.6% and Soybean 1.2%.*

*Rupiah appreciated 1.1% against USD and was closed at 14,043 on October 2019. Indonesia Government Bond price went up as the 10-year's yield went down -28.0 bps to 7.01%. Foreign ownership in Indonesian government bonds increased to IDR 1,058 trillion, IDR 29 trillion higher than last month position.*

*October 2019 inflation rate was recorded at 0.02% m-m and 3.13% y-y; consensus estimates were 0.17% m-m and 3.29% y-y. The September 2019 trade balance booked deficit of US\$ -161 million, below consensus estimate of US\$ 124 million surplus; Exports went down and imports went down, -5.7% y-y and -2.4% y-y, respectively.*

Office: Menara Imperium GF | Jl. HR. Rasuna Said Kav 1 Jakarta 12980 | T. 021 - 28548 800/ 169 | F. 021 - 8370 3278/ 8317 315 | E. marketing@sam.co.id | www.sam.co.id

### DISCLAIMER

Factsheet ini disajikan oleh PT Samuel Aset Manajemen hanya untuk tujuan informasi. Dalam kondisi apapun factsheet ini tidak dapat digunakan atau dijadikan dasar sebagai penawaran menjual atau penawaran membeli. Factsheet ini dibuat secara bebas dan berdasarkan perkiraan, pendapat serta harapan yang terdapat didalamnya seluruhnya menjadi milik PT Samuel Aset Manajemen. Sepanjang diketahui bahwa informasi yang terdapat dalam laporan dimaksud adalah benar atau tidak menyesatkan pada saat disajikan, PT Samuel Aset Manajemen tidak menjamin keakuratan atau kelengkapan dari laporan yang didasarkan pada kondisi tersebut. PT Samuel Aset Manajemen maupun officer atau karyawannya tidak bertanggung jawab apapun terhadap setiap kerugian yang langsung maupun tidak langsung sebagai akibat dari setiap penggunaan factsheet ini. Seluruh format angka dalam factsheet ini disajikan dalam format Bahasa Inggris.

*This Factsheet is represented by PT Samuel Aset Manajemen for information purpose only. Under no circumstances is it to be used or considered as an offer to sell or a solicitation of any offer to buy. This Factsheet has been produce independently and the forecast, opinions and expectations contained herein are entirely those of PT Samuel Aset Manajemen. While all reasonable care has been taken to ensure that informations contained herein is not untrue or misleading at the time of publication, PT Samuel Aset Manajemen makes no representations as to its accuracy or completeness and it should be relied upon as such. Neither PT Samuel Aset Manajemen nor any officer or employee of PT Samuel Aset Manajemen accepts only liability whatsoever for any direct or consequential loss arising from any use of this factsheet. All the numbers presented in this factsheet are in English format.*

# SAM INDOONESIAN EQUITY FUND

Reksa Dana Saham/ *Equity Fund*

31-Oct-19  
NAV: 2,366.79

## TUJUAN INVESTASI/ INVESTMENT OBJECTIVE

Untuk memperoleh hasil pertumbuhan jangka panjang dengan berinvestasi terutama pada efek saham terbaik dari sektor terbaik di Indonesia.

*To obtain long-term growth by investing primarily in securities of the best stocks in the best sectors in Indonesia.*

## KEBIJAKAN INVESTASI/ INVESTMENT POLICY

Berinvestasi dengan komposisi investasi sebesar minimum 80% dan maksimum 98% pada efek Saham, serta minimum 2% dan maksimum 20% pada efek Pasar Uang di Indonesia. Pengambilan keputusan investasi dilakukan berdasarkan pedekatan top-down dengan menggunakan riset yang mendalam, untuk memilih efek terbaik dari sektor terbaik.

*Investing with an investment composition minimum of 80% and maximum of 98% in equity securities, and 2% minimum and a maximum of 20% in money market securities in Indonesia. Investment decision is made by top-down approach by using an in-depth research to choose the best effect in the best sectors.*

## PROFIL/ PROFILE

Type	Equity Fund
Inception Date	18 Oct 2011
Investment Policy	80% - 98% Equity Securities 2% - 20% Money market instrument and or cash

## KINERJA/ PERFORMANCE

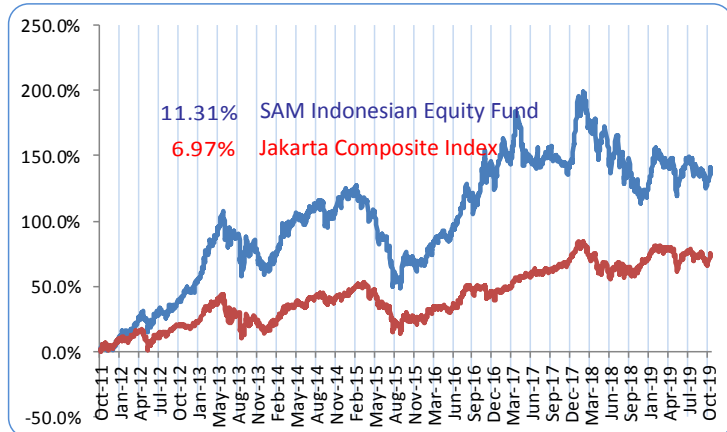
Tingkat Imbal Hasil/ *Investment Return*

Period ended October 31, 2019 (Actual)

	1 MONTH	3 MONTHS	6 MONTHS	YTD	1 YEAR	CAGR SINCE INCEPTION
SAM Indonesian Equity	1.81%	-4.62%	-3.93%	6.34%	4.92%	11.31%
Jakarta Composite Index	0.96%	-2.54%	-3.52%	0.55%	6.80%	6.97%

## GRAFIK PERTUMBUHAN IMBAL HASIL/ INVESTMENT GROWTH CHART

Periode Sejak Pendirian/ *Since Inception Date 18 October 2011 (CAGR)*

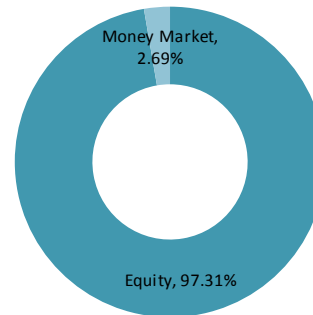


## AWARDS & RATING

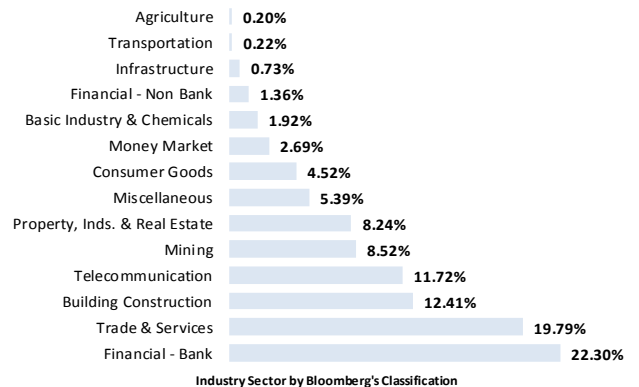
2015 Mar	APRDI Bloomberg	Best Best Equity Fund AUM >500B	2014 Feb	Majalah Investor	Best Equity Fund 1 year period
2015 Mar	Tabloid Kontan	Rank #1 Equity Fund 3 years period	2013 Feb	Majalah Investor	Best Equity Fund 1 year period
2015 Mar	Majalah Investor	Best Equity Fund 3 years period	2012 Dec	Tabloid Kontan	Rank #1 Equity Fund 2012 YTD
2015 Jan	Morning Star	5 Stars Rating	2012 Nov	Bisnis Indonesia	Best Equity Fund YTD Return
2014 Apr	APRDI Bloomberg	Best Equity Fund AUM >500B	2012 Jul	Tabloid Kontan	Rank #1 Equity Fund YTD Return



## ALOKASI ASET/ ALLOCATION OF INVESTMENT POLICY



## ALOKASI INDUSTRI/ ALLOCATION OF INDUSTRIAL SECTORS



## TOP 5 HOLDING (in alphabetical order)

### Asset

- Bank Mandiri Persero Tbk PT
- Bank Permata Tbk PT
- Integra Indocabinet Tbk PT
- Telekomunikasi Indonesia Persero Tbk PT
- XL Axiata Tbk PT

Penyertaan Minimum  
*Minimum Subscription*  
Rp 100.000

Dana Kelolaan/ *AUM*  
Rp 1.44 Trillion

Kustodian/ *Custodian Bank*  
Deutsche Bank AG

Publikasi NAB/ *Publication of Daily NAV*  
Koran: Bisnis Indonesia, Kontan dan Investor Indonesia  
Bloomberg: SAMIDEQ IJ Equity

No. Rekening/ *Account Number*  
Reksa Dana  
SAM Indonesian Equity Fund  
No: 0084665-00-9  
Deutsche Bank AG, Jakarta

atau/ *or*  
SAM Indonesian Equity Fund  
No: 537 530 7119  
BCA Cb. Pacific Place

Pelaporan/ *Reporting*  
Bulanan/ *Monthly*  
Subscription/ *Redemption*  
Harian/ *Daily*