

MARKET COMMENTARY

31-Oct-19

Return YTD as of
31-Oct-19



*Since inception



Warta Ekonomi
PERSPEKTIF BARU BISNIS & EKONOMI

Review Oktober 2019

IHSG pada bulan Oktober 2019 menguat 1.0% dan ditutup di level 6,228. Sektor industri dasar menjadi sektor pendorong bursa dengan penguatan tertinggi sebesar 7.6%, sedangkan sektor infrastruktur mencatatkan pelemahan terdalam yaitu sebesar -3.8%. Kinerja sektor lainnya: properti 5.4%, aneka industri 4.9%, finansial 2.7%, agrikultur 0.4%, perdagangan 0.2%, pertambangan -3.1%, dan konsumsi -3.8%.

Di Wall Street, S&P 500 mencatatkan penguatan sebesar 2.0% sementara Dow Jones Industrial Average naik 0.5%. Indeks FTSE Asia Ex Japan menguat 4.0% sementara indeks bursa saham global MSCI ACWI menguat sebesar 2.6%. Salah satu kejadian yang patut dicermati adalah Bank Indonesia menurunkan suku bunga menjadi 5% dibulan Oktober.

Pada bulan Oktober 2019, harga Minyak Mentah WTI naik 0.2%, sementara Brent melemah -0.9%; masing-masing ditutup di level US\$ 54.2/barel dan US\$ 60.2/barel. Harga Minyak Kacang Kedelai naik 6.1% sementara CPO naik 16.4%. Perkembangan harga komoditas utama lain: Emas 2.8%, Timah 3.8%, Tembaga 1.3%, Aluminium 1.9%, Batubara -4.5%, Jagung 0.5%, Gandum 2.6%, dan Kacang Kedelai 1.2%.

Rupiah menguat 1.1% terhadap USD dan ditutup di level 14,043/USD pada Oktober 2019. Harga SUN naik seiring tingkat imbal hasil acuan SUN tenor 10 tahun yang turun -28.0 basis poin ke 7.01%. Adapun kepemilikan asing di SBN bertambah menjadi Rp 1,058 triliun; lebih tinggi Rp 29 triliun dibandingkan posisi bulan lalu.

Inflasi Oktober 2019 tercatat sebesar 0.02% m-m dan 3.13% y-y; di mana angka konsensus adalah 0.17% m-m dan 3.29% y-y. Neraca perdagangan bulan September 2019 defisit US\$ -161 Juta, lebih buruk dari perkiraan konsensus yang surplus US\$ 124 juta; Ekspor turun dan impor turun masing-masing -5.7% y-y dan -2.4% y-y.

October 2019 Review

JCI traded 1.0% higher in October 2019 and was closed at 6,228. Basic Industry sector was leading with 7.6% gain, while Infrastructure sector was the weakest with -3.8% loss. Other sector performances: Property 5.4%, Miscellaneous 4.9%, Finance 2.7%, Agriculture 0.4%, Trade 0.2%, Mining -3.1% and Consumer -3.8%.

At Wall Street, S&P 500 went up 2.0% and Dow Jones Industrial Average traded 0.5% higher. FTSE Asia Ex Japan up 4.0% while the global stock market index MSCI ACWI gained 2.6%. One of the most notable event was BI cut the 7 Days Repo Rate to 5% in October.

In October 2019, WTI oil price went up 0.2%, Brent oil decreased -0.9%; closed at US\$ 54.2/barrel and US\$ 60.2/barrel, respectively. Soybean Oil price up 6.1% and CPO price up 16.4%. Other commodities price changes: Gold 2.8%, Tin 3.8%, Copper 1.3%, Aluminum 1.9%, Coal -4.5%, Corn 0.5%, Wheat 2.6% and Soybean 1.2%.

Rupiah appreciated 1.1% against USD and was closed at 14,043 on October 2019. Indonesia Government Bond price went up as the 10-year's yield went down -28.0 bps to 7.01%. Foreign ownership in Indonesian government bonds increased to IDR 1,058 trillion, IDR 29 trillion higher than last month position.

October 2019 inflation rate was recorded at 0.02% m-m and 3.13% y-y; consensus estimates were 0.17% m-m and 3.29% y-y. The September 2019 trade balance booked deficit of US\$ -161 million, below consensus estimate of US\$ 124 million surplus; Exports went down and imports went down, -5.7% y-y and -2.4% y-y, respectively.

Office: Menara Imperium GF | Jl. HR. Rasuna Said Kav 1 Jakarta 12980 | T. 021 - 28548 800/ 169 | F. 021 - 8370 3278/ 8317 315 | E. marketing@sam.co.id | www.sam.co.id

DISCLAIMER

Factsheet ini disajikan oleh PT Samuel Aset Manajemen hanya untuk tujuan informasi. Dalam kondisi apapun factsheet ini tidak dapat digunakan atau dijadikan dasar sebagai penawaran menjual atau penawaran membeli. Factsheet ini dibuat secara bebas dan berdasarkan perkiraan, pendapat serta harapan yang terdapat didalamnya seluruhnya menjadi milik PT Samuel Aset Manajemen. Sepanjang diketahui bahwa informasi yang terdapat dalam laporan dimaksud adalah benar atau tidak menyesatkan pada saat disajikan, PT Samuel Aset Manajemen tidak menjamin keakuratan atau kelengkapan dari laporan yang didasarkan pada kondisi tersebut. PT Samuel Aset Manajemen maupun officer atau karyawannya tidak bertanggung jawab apapun terhadap setiap kerugian yang langsung maupun tidak langsung sebagai akibat dari setiap penggunaan factsheet ini. Seluruh format angka dalam factsheet ini disajikan dalam format Bahasa Inggris.

This Factsheet is represented by PT Samuel Aset Manajemen for information purpose only. Under no circumstances is it to be used or considered as an offer to sell or a solicitation of any offer to buy. This Factsheet has been produce independently and the forecast, opinions and expectations contained herein are entirely those of PT Samuel Aset Manajemen. While all reasonable care has been taken to ensure that informations contained herein is not untrue or misleading at the time of publication, PT Samuel Aset Manajemen makes no representations as to its accuracy or completeness and it should be relied upon as such. Neither PT Samuel Aset Manajemen nor any officer or employee of PT Samuel Aset Manajemen accepts only liability whatsoever for any direct or consequential loss arising from any use of this factsheet. All the numbers presented in this factsheet are in English format.

SAM DANA BERKEMBANG

Reksa Dana Campuran/ *Balanced Fund*

31-Oct-19
NAV: 17,253.13

TUJUAN INVESTASI/ *INVESTMENT OBJECTIVE*

Untuk memperoleh imbal hasil yang menarik, dengan investasi utama pada portofolio berimbang antara efek saham dan efek pendapatan tetap.

To obtain attractive returns, with major investments in the portfolio balanced between Equity and fixed income.

KEBIJAKAN INVESTASI/ *INVESTMENT POLICY*

Menggunakan strategi alokasi aset secara aktif antara efek saham, pendapatan tetap dan pasar uang. Pengambilan keputusan investasi dilakukan berdasarkan pedekatan top-down dengan menggunakan riset yang mendalam, untuk memilih efek terbaik dari sektor terbaik.

Using a strategy of active asset allocation amongst Equity, fixed income and money market. Investment decision made by top-down approach by using an in-depth research, to choose the best stock of the best sectors.

PROFIL/ *PROFILE*

Type	Balanced Fund	
Inception Date	05-Nov-97	
Investment Policy	1% - 79%	Equity
	1% - 79%	Fixed income instruments
	1% - 79%	Money market and/or cash equivalent instruments

KINERJA/ *PERFORMANCE*

Tingkat Imbal Hasil/ *Investment Return*

Period ended October 31, 2019 (Actual)

	1 MONTH	3 MONTHS	6 MONTHS	YTD	1 YEAR	CAGR SINCE INCEPTION
SAM Dana Berkembang	2.74%	-1.32%	0.62%	5.53%	-3.48%	13.82%
Jakarta Composite Index	0.96%	-2.54%	-3.52%	0.55%	6.80%	12.24%

Semenjak diluncurkan pada 05 November 1997 SAM Dana Berkembang memberikan imbal hasil sebesar +13.82% dan IHSG sebesar +12.24% (disetahunkan).

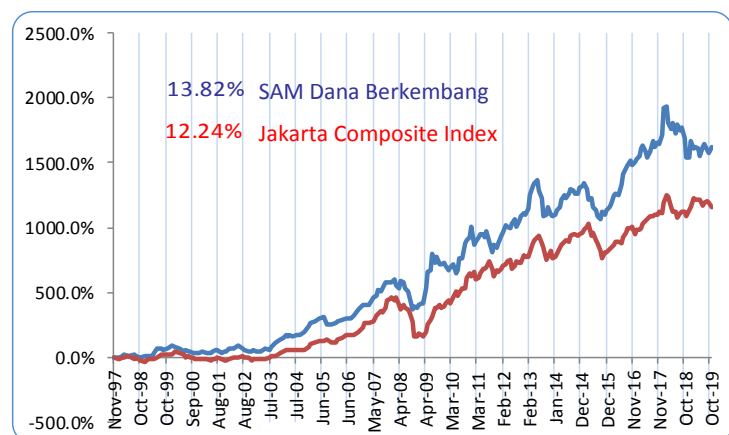
Sepanjang Oct 2019 (YTD), SDB membukukan kenaikan sebesar +5.53%, dibandingkan dengan IHSG sebesar +0.55%

Since its launch on November 05, 1997 SAM Dana Berkembang provide return on +13.82% vs +12.24% of JCI (annualized).

Throughout Oct 2019 (YTD), SDB increased +5.53%, vs +0.55% of JCI.

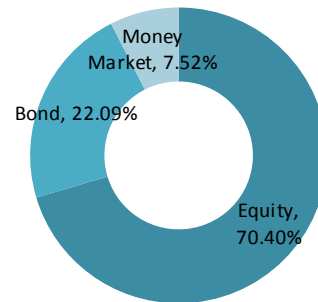
GRAFIK PERTUMBUHAN IMBAL HASIL/ *INVESTMENT RETURN GROWTH CHART*

Periode Sejak Pendirian/ *Since Inception Date 5 Nov 1997 (CAGR)*

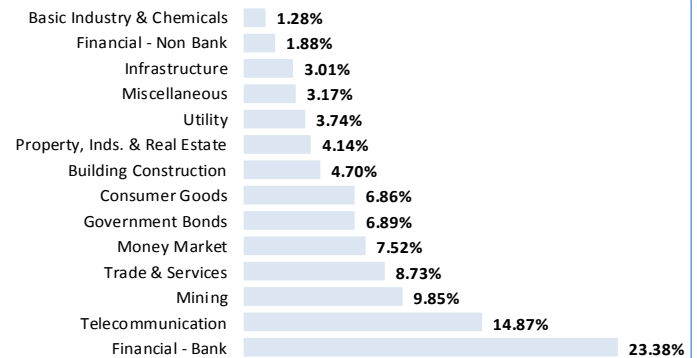


Warta Ekonomi
BEST PERFORM IN MIXED MUTUAL FUND

ALOKASI ASET/ *ASSET ALLOCATION*



ALOKASI INDUSTRI/ *SECTOR ALLOCATION*



Industry Sector by Bloomberg's Classification

TOP 5 HOLDING (in alphabetical order)

Asset

Bank Mandiri Persero Tbk PT

Medco Energi Internasional Tbk PT

Money Market

Sukuk Ijarah Bkljt I XL Axiata Thp II Tahun 2017 Seri C

XL Axiata Tbk PT

Penyertaan Minimum/
Minimum Subscription
Rp 100,000

Dana Kelolaan/AUM

Rp 54.8 Billion

Publikasi NAB/ *Publication of Daily NAV*
Koran: Bisnis Indonesia, Kontan dan Investor Indonesia

Bloomberg: SAMGRTI IJ Equity

Kustodian/ *Custodian Bank*
Bank CIMB Niaga, Tbk

No. Rekening/ *Account Number*

SAM Dana Berkembang
No: 800029020400

Bank CIMB Niaga Cb. Graha Niaga

Pelaporan/ *Reporting*
Bulanan/ *Monthly*

Subscription/ *Redemption*
Harian/ *Daily*