

# SAM BETA PLUS EQUITY FUND

Reksa Dana Saham/Equity Fund

30-Sep-19

NAV: 1,018.87

## TUJUAN INVESTASI/ INVESTMENT OBJECTIVE

Memperoleh hasil pertumbuhan jangka panjang dari investasi pada Efek bersifat ekuitas yang aktif diperdagangkan termasuk saham *blue-chip* yang memiliki fundamental yang baik dan pada instrumen pasar uang dan/atau deposito berdasarkan riset mendalam dan strategi pengelolaan secara aktif.

*Aiming to obtain long term growth by investing in equities including blue-chip stocks and Market instruments and / or time deposits.*

## KEBIJAKAN INVESTASI/ INVESTMENT POLICY

Minimum 80% (delapan puluh persen) dan maksimum 100% (seratus persen) dari Nilai Aktiva Bersih pada Efek bersifat ekuitas; dan minimum 0% (nol persen) dan maksimum 20% (dua puluh persen) dari Nilai Aktiva Bersih pada instrumen pasar uang dalam negeri dan/atau deposito; sesuai dengan peraturan perundang-undangan yang berlaku di Indonesia.

*Minimum 80% (eighty percent) and maximum 100% (one hundred percent) of the Net Asset Value in equity; and minimum 0% (zero percent) and maximum 20% (twenty percent) of the Net Asset Value in domestic money market instruments and / or time deposits; in accordance with the Indonesian Law and Regulation.*

## PROFIL/ PROFILE

Type	Equity Fund
Inception Date	12-Sep-17
Investment Policy	80%-100% Equity 0%-20% Money market instrument and or cash

## KINERJA/PERFORMANCE

Tingkat Imbal Hasil/ Investment Return

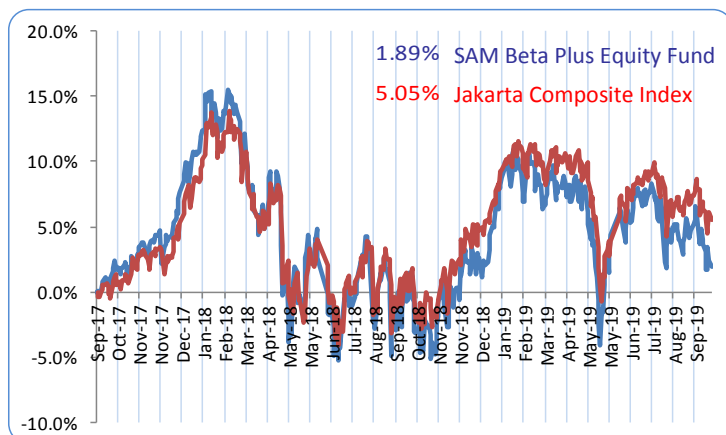
Period ended September 30, 2019 (Actual)	1 MONTH	3 MONTHS	6 MONTHS	YTD	1 YEAR	SINCE INCEPTION
SAM Beta Plus Equity Fund	-3.59%	-4.70%	-5.71%	-0.16%	0.45%	1.89%
Jakarta Composite Index	-2.52%	-2.98%	-4.63%	-0.41%	3.22%	5.05%

Diluncurkan perdana pada 12-Sep-2017 SAM Beta Plus Equity membukukan imbal hasil sebesar +1.89% dibandingkan IHSG +5.05%.

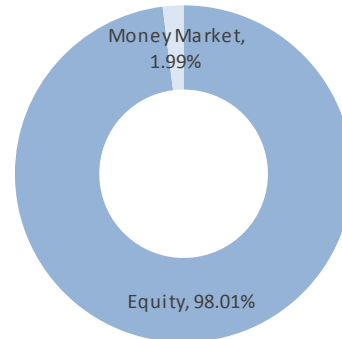
*Launched in 12-Sep-2017 SAM Beta Plus Equity booked total return +1.89% vs +5.05% of JCI.*

## GRAFIK PERTUMBUHAN IMBAL HASIL/ INVESTMENT RETURN GROWTH CHART

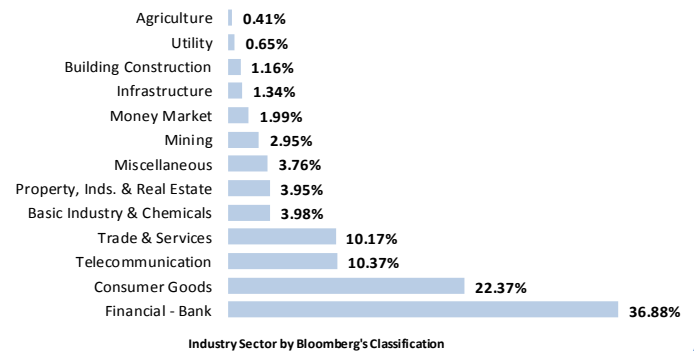
Periode Sejak Pendirian/ Since Inception 12 September 2017 (CAGR)



## ALOKASI ASET/ASSET ALLOCATION



## ALOKASI INDUSTRI/ SECTOR ALLOCATION



## TOP 5 HOLDING (in alphabetical order)

<b>Asset</b>
Bank Central Asia Tbk PT
Bank Mandiri Persero Tbk PT
Gudang Garam Tbk PT
Telekomunikasi Indonesia Persero Tbk PT
Bank Rakyat Indonesia Persero Tbk PT

Penyertaan Minimum  
Minimum Subscription  
Rp 100.000

Dana Kelolaan/ AUM  
Rp 192.9 Billion

Publikasi NAB/ Publication of Daily NAV  
Koran: Bisnis Indonesia, Kontan dan Investor Indonesia

Kustodian/ Custodian Bank  
Bank CIMB Niaga, Tbk

No. Rekening/ Account Number  
Reksa Dana SAM Beta Plus Equity Fund  
No. 800148308400  
CIMB Niaga Cb. Sudirman Tower

Pelaporan/ Reporting  
Bulanan/ Monthly

Subscription/ Redemption  
Harian/ Daily