

# SAM SYARIAH BERIMBANG

Reksa Dana Campuran Syariah/ *Sharia Balanced Fund*

30-Sep-19

NAV: 1,814.75

## TUJUAN INVESTASI/ INVESTMENT OBJECTIVE

Untuk memperoleh imbal hasil yang optimal dengan berinvestasi pada efek sukuk, efek pasar uang syariah dan efek saham yang termasuk dalam Daftar Efek Syariah.

*Aiming to obtain optimal return for unit holders by investing in Syariah-compliant equity listed in Daftar Efek Syariah, sukuk instrument, and syariah-compliant money market instruments and / or cash.*

## KEBIJAKAN INVESTASI/ INVESTMENT POLICY

Menggunakan strategi alokasi aset secara aktif antara efek sukuk, pasar uang syariah dan saham syariah. Pengambilan keputusan investasi dilakukan berdasarkan pendekatan top-down dengan menggunakan riset yang mendalam, untuk memilih efek syariah terbaik dari sektor terbaik.

*Using a strategy of active asset allocation between Equity, fixed income and money market. Investment decision made by top-down approach and using an in-depth research, to choose the best stock of the best sectors in syariah-compliant securities.*

## PROFIL/ PROFILE

|                          |                      |  |  |
|--------------------------|----------------------|--|--|
| <b>Type</b>              | Sharia Balanced Fund |  |  |
| <b>Inception Date</b>    | 10-Feb-10            |  |  |
| <b>Investment Policy</b> | 5%-75%               | Sharia-compliant equity                  |  |
|                          | 5%-75%               | Sukuk instrument                         |  |
|                          | 5%-75%               | Sharia-compliant money market instrument |  |

## KINERJA/ PERFORMANCE

Tingkat Imbal Hasil/ *Investment Return*

Period ended September 30, 2019 (Actual)

|                                | 1 MONTH | 3 MONTHS | 6 MONTHS | YTD    | 1 YEAR | CAGR SINCE INCEPTION |
|--------------------------------|---------|----------|----------|--------|--------|----------------------|
| <b>SAM Syariah Berimbang</b>   | -0.81%  | 3.05%    | 3.65%    | 11.76% | 8.00%  | 6.38%                |
| Jakarta Islamic Index          | -2.37%  | 0.48%    | -2.66%   | 0.10%  | 3.16%  | 5.65%                |
| Indeks Saham Syariah Indonesia | -2.04%  | 1.57%    | -0.65%   | 2.68%  | 6.09%  | n.a.                 |

Sejak diluncurkan pada 10 Feb 2010 SAM Syariah Berimbang memberikan imbal hasil sebesar +6.38% dan JII sebesar +5.65% (disetahunkan).

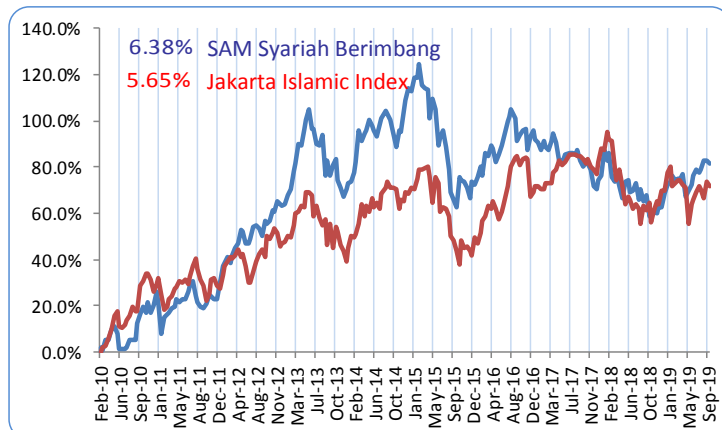
Sepanjang Sep 2019 (YTD), SSB membukukan kenaikan sebesar +11.76%, dibandingkan dengan JII sebesar +0.10%

*Since its launch on Feb 10, 2010 SAM Syariah Berimbang total return is +6.38% vs +5.65% of JII (annualized).*

*Throughout Sep 2019 (YTD), SSB increased by +11.76%, vs +0.10% of JII.*

## GRAFIK PERTUMBUHAN IMBAL HASIL/ INVESTMENT RETURN GROWTH CHART

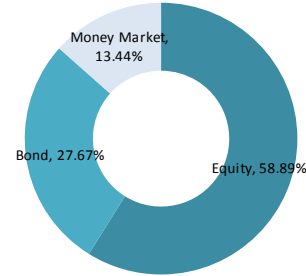
Periode Sejak Pendirian/ *Since Inception Date 10 February 2010 (CAGR)*



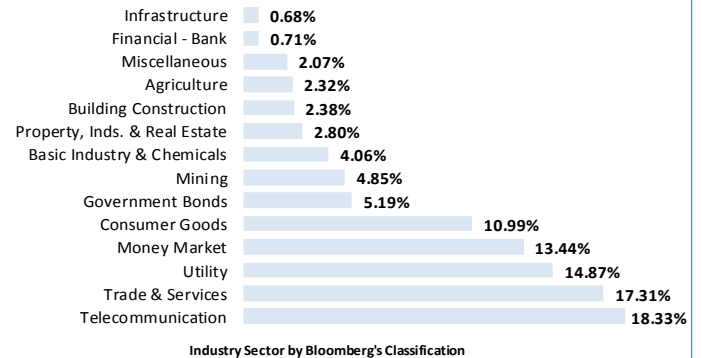
## AWARDS & RATING

|          |                  |                                       |          |                  |                                       |
|----------|------------------|---------------------------------------|----------|------------------|---------------------------------------|
| 2015 Aug | Majalah Investor | Best Sharia Balance Fund 5 yrs period | 2013 Aug | Majalah Investor | Best Sharia Balance Fund 3 yrs period |
| 2015 Mar | APRDI Bloomberg  | Best Islamic Mixed Allocation Fund    | 2012 Nov | Majalah Investor | Rank #1 Balanced Fund 2012 YTD        |
| 2014 Aug | Majalah Investor | Best Sharia Balance Fund 3 yrs period | 2012 Aug | Tabloid Kontan   | Best Sharia Balanced Fund 1 yr period |
| 2015 May | Lipper Reuters   | Best Global Islamic Mixed Asset Fund  | 2011 Aug | Bisnis Indonesia | Best Sharia Balanced Fund 1 yr period |
| 2014 Apr | APRDI Bloomberg  | Best Islamic Mixed Allocation Fund    |          |                  |                                       |

## ALOKASI ASET/ ASSET ALLOCATION



## ALOKASI INDUSTRI/ SECTOR ALLOCATION



## TOP 5 HOLDING (in alphabetical order)

| Asset   |
|---|
| Money Market  |
| Sukuk Ijarah Bkljt I XL Axiata Thp II Tahun 2017 Seri C |
| Sukuk Ijarah Bkljt III PLN Thp IV Tahun 2019 Seri B     |
| Sukuk Ijarah II Tahun 2013 Seri B                       |
| Telekomunikasi Indonesia Persero Tbk PT                 |

Penyertaan Minimum  
*Minimum Subscription*  
Rp 100.000

Dana Kelolaan/AUM

Rp 42 Billion

Publikasi NAB/ *Publication of Daily NAV*  
Koran: Bisnis Indonesia, Kontan dan Investor Indonesia

Bloomberg: SAMSBE IJ Equity

Kustodian/ *Custodian Bank*  
Bank CIMB Niaga, Tbk

No. Rekening/ *Account Number*  
Reksadana SAM Syariah Berimbang  
No: 860002138900  
Bank CIMB Niaga Cb. Graha Niaga

Pelaporan/ *Reporting*  
Bulanan/ *Monthly*

Subscription/ *Redemption*  
Harian/ *Daily*