

SAM DANA BERKEMBANG

Reksa Dana Campuran/ *Balanced Fund*

30-Sep-19
NAV: 16,793.72

TUJUAN INVESTASI/ *INVESTMENT OBJECTIVE*

Untuk memperoleh imbal hasil yang menarik, dengan investasi utama pada portofolio berimbang antara efek saham dan efek pendapatan tetap.

To obtain attractive returns, with major investments in the portfolio balanced between Equity and fixed income.

KEBIJAKAN INVESTASI/ *INVESTMENT POLICY*

Menggunakan strategi alokasi aset secara aktif antara efek saham, pendapatan tetap dan pasar uang. Pengambilan keputusan investasi dilakukan berdasarkan pendekatan top-down dengan menggunakan riset yang mendalam, untuk memilih efek terbaik dari sektor terbaik.

Using a strategy of active asset allocation amongst Equity, fixed income and money market. Investment decision made by top-down approach by using an in-depth research, to choose the best stock of the best sectors.

PROFIL/ *PROFILE*

Type	Balanced Fund	
Inception Date	05-Nov-97	
Investment Policy	1% - 79%	Equity
	1% - 79%	Fixed income instruments
	1% - 79%	Money market and/or cash equivalent instruments

KINERJA/ *PERFORMANCE*

Tingkat Imbal Hasil/ *Investment Return*

	Period ended September 30, 2019 (Actual)					
	1 MONTH	3 MONTHS	6 MONTHS	YTD	1 YEAR	CAGR SINCE INCEPTION
SAM Dana Berkembang	-1.13%	-2.29%	-2.38%	2.72%	-10.48%	13.74%
Jakarta Composite Index	-2.52%	-2.98%	-4.63%	-0.41%	3.22%	12.24%

Semenjak diluncurkan pada 05 November 1997 SAM Dana Berkembang memberikan imbal hasil sebesar +13.74% dan IHSG sebesar +12.24% (disetahunkan).

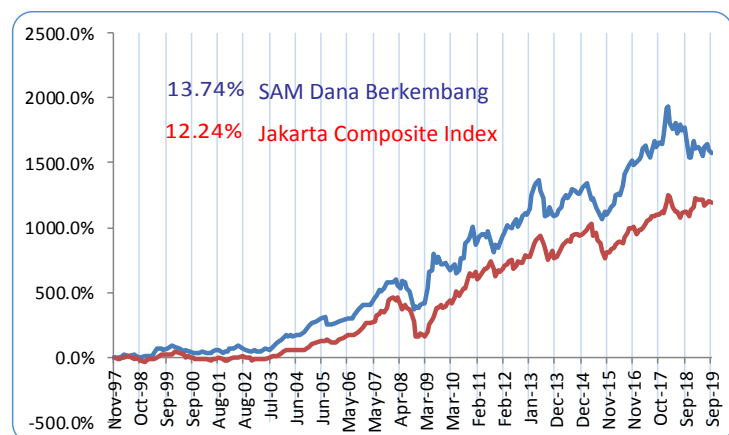
Sepanjang Sep 2019 (YTD), SDB membukukan kenaikan sebesar +2.72%, dibandingkan dengan IHSG sebesar +0.41%

Since its launch on November 05, 1997 SAM Dana Berkembang provide return on +13.74% vs +12.24% of JCI (annualized).

Throughout Sep 2019 (YTD), SDB increased +2.72%, vs +0.41% of JCI.

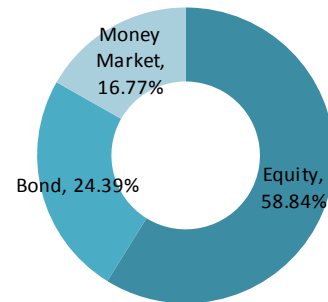
GRAFIK PERTUMBUHAN IMBAL HASIL/ *INVESTMENT RETURN GROWTH CHART*

Periode Sejak Pendirian/ *Since Inception Date 5 Nov 1997 (CAGR)*

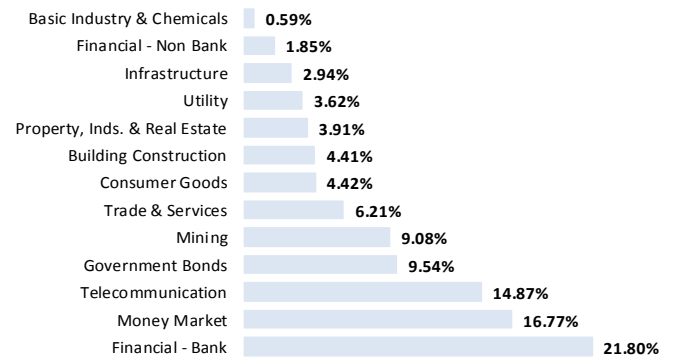


Warta Ekonomi
BEST PERFORM IN MIXED MUTUAL FUND

ALOKASI ASET/ *ASSET ALLOCATION*



ALOKASI INDUSTRI/ *SECTOR ALLOCATION*



TOP 5 HOLDING (in alphabetical order)

Asset

- Bank Central Asia Tbk PT
- Bank Mandiri Persero Tbk PT
- Medco Energi Internasional Tbk PT
- Money Market
- Obligasi Negara Republik Indonesia Seri FR0078

Penyertaan Minimum/ *Minimum Subscription*
Rp 100,000

Dana Kelolaan/AUM

Rp **55.8 Billion**

Publikasi NAB/ *Publication of Daily NAV*
Koran: Bisnis Indonesia, Kontan dan Investor Indonesia

Bloomberg: SAMGRTI IJ Equity

Kustodian/ *Custodian Bank*
Bank CIMB Niaga, Tbk

No. Rekening/ *Account Number*
SAM Dana Berkembang

No: 800029020400
Bank CIMB Niaga Cb. Graha Niaga

Pelaporan/ *Reporting*
Bulanan/ *Monthly*

Subscription/ *Redemption*
Harian/ *Daily*