

MARKET COMMENTARY

30-Aug-19

Return YTD as of
30-Aug-19



*Since inception



Warta Ekonomi
PERSPEKTIF BARU BISNIS & EKONOMI

Review Agustus 2019

IHSG pada bulan Agustus 2019 melemah -1.0% dan ditutup di level 6,328. Sektor industri dasar menjadi sektor pendorong bursa dengan penguatan tertinggi sebesar 5.6%, sedangkan sektor finansial mencatatkan pelemahan terdalam yaitu sebesar -4.5%. Kinerja sektor lainnya: infrastruktur 2.0%, konsumsi 1.9%, properti 0.1%, agrikultur 0.0%, pertambangan -1.5%, perdagangan -2.3%, dan aneka industri -4.1%.

Di Wall Street, S&P 500 mencatatkan pelemahan sebesar -1.8% sementara Dow Jones Industrial Average turun -1.7%. Indeks FTSE Asia Ex Japan melemah -4.7% sementara indeks bursa saham global MSCI ACWI melemah sebesar -2.6%. Salah satu kejadian yang patut dicermati adalah Trump menaikkan tarif sebesar 15% terhadap \$110 milyar barang impor dari China.

Pada bulan Agustus 2019, harga Minyak Mentah WTI turun -5.9%, sementara Brent melemah -7.3%; masing-masing ditutup di level US\$ 55.1/barel dan US\$ 60.4/barel. Harga Minyak Kacang Kedelai naik 3.2% sementara CPO naik 7.9%. Perkembangan harga komoditas utama lain: Emas 7.5%, Timah -5.6%, Tembaga -4.2%, Aluminium -2.6%, Batubara -5.3%, Jagung -10.6%, Gandum -7.4%, dan Kacang Kedelai -0.8%.

Rupiah melemah -1.3% terhadap USD dan ditutup di level 14,198/USD pada Agustus 2019. Harga SUN naik seiring tingkat imbal hasil acuan SUN tenor 10 tahun yang turun -4.4 basis poin ke 7.33%. Adapun kepemilikan asing di SBN berkurang menjadi Rp 1,012 triliun; lebih rendah Rp -01 triliun dibandingkan posisi bulan lalu.

Inflasi Agustus 2019 tercatat sebesar 0.12% m-m dan 3.49% y-y; di mana angka konsensus adalah 0.17% m-m dan 3.51% y-y. Neraca perdagangan bulan July 2019 defisit US\$ -60 juta, lebih baik dari perkiraan konsensus yang defisit US\$ -420 juta; Ekspor turun dan impor turun masing-masing -5.1% y-y dan -15.2% y-y.

August 2019 Review

JCI traded -1.0% lower in August 2019 and was closed at 6,328. Basic Industry sector was leading with 5.6% gain, while Finance sector was the weakest with -4.5% loss. Other sector performances: Infrastructure 2.0%, Consumer 1.9%, Property 0.1%, Agriculture 0.0%, Mining -1.5%, Trade -2.3% and Miscellaneous -4.1%.

At Wall Street, S&P 500 went down -1.8% and Dow Jones Industrial Average traded -1.7% lower. FTSE Asia Ex Japan down -4.7% while the global stock market index MSCI ACWI declined -2.6%. One of the most notable event is Trump increased the import tariff to 15% on \$110 billion of Chinese goods.

In August 2019, WTI oil price went down -5.9%, Brent oil decreased -7.3%; closed at US\$ 55.1/barrel and US\$ 60.4/barrel, respectively. Soybean Oil price up 3.2% and CPO price up 7.9%. Other commodities price changes: Gold 7.5%, Tin -5.6%, Copper -4.2%, Aluminum -2.6%, Coal -5.3%, Corn -10.6%, Wheat -7.4% and Soybean -0.8%.

Rupiah depreciated -1.3% against USD and was closed at 14,198 on August 2019. Indonesia Government Bond price went up as the 10-year's yield went down -4.4 bps to 7.33%. Foreign ownership in Indonesian government bonds decreased to IDR 1,012 trillion, IDR -01 trillion lower than last month position.

August 2019 inflation rate was recorded at 0.12% m-m and 3.49% y-y; consensus estimates were 0.17% m-m and 3.51% y-y. The July 2019 trade balance booked deficit of US\$ -60 million, above consensus estimate of US\$ -420 million deficit; Exports went down and imports went down, -5.1% y-y and -15.2% y-y, respectively.

Office: Menara Imperium GF | Jl. HR. Rasuna Said Kav 1 Jakarta 12980 | T. 021 - 28548 800/ 169 | F. 021 - 8370 3278/ 8317 315 | E. marketing@sam.co.id | www.sam.co.id

DISCLAIMER

Factsheet ini disajikan oleh PT Samuel Aset Manajemen hanya untuk tujuan informasi. Dalam kondisi apapun factsheet ini tidak dapat digunakan atau dijadikan dasar sebagai penawaran menjual atau penawaran membeli. Factsheet ini dibuat secara bebas dan berdasarkan perkiraan, pendapat serta harapan yang terdapat didalamnya seluruhnya menjadi milik PT Samuel Aset Manajemen. Sepanjang diketahui bahwa informasi yang terdapat dalam laporan dimaksud adalah benar atau tidak menyesatkan pada saat disajikan, PT Samuel Aset Manajemen tidak menjamin keakuratan atau kelengkapan dari laporan yang didasarkan pada kondisi tersebut. PT Samuel Aset Manajemen maupun officer atau karyawannya tidak bertanggung jawab apapun terhadap setiap kerugian yang langsung maupun tidak langsung sebagai akibat dari setiap penggunaan factsheet ini. Seluruh format angka dalam factsheet ini disajikan dalam format Bahasa Inggris.

This Factsheet is represented by PT Samuel Aset Manajemen for information purpose only. Under no circumstances is it to be used or considered as an offer to sell or a solicitation of any offer to buy. This Factsheet has been produce independently and the forecast, opinions and expectations contained herein are entirely those of PT Samuel Aset Manajemen. While all reasonable care has been taken to ensure that informations contained herein is not untrue or misleading at the time of publication, PT Samuel Aset Manajemen makes no representations as to its accuracy or completeness and it should be relied upon as such. Neither PT Samuel Aset Manajemen nor any officer or employee of PT Samuel Aset Manajemen accepts only liability whatsoever for any direct or consequential loss arising from any use of this factsheet. All the numbers presented in this factsheet are in English format.

SAM SUKUK SYARIAH SEJAHTERA

Reksa Dana Pendapatan Tetap Syariah/ *Sharia Fixed Income Fund*

30-Aug-19
NAV: 2,022.20

TUJUAN INVESTASI/ INVESTMENT OBJECTIVE

Untuk memperoleh imbal hasil yang stabil bagi pemegang Unit Penyertaan dengan berinvestasi pada efek Sukuk yang diterbitkan oleh Negara Republik Indonesia dan Korporasi yang berdomisili di Indonesia.

Aiming to obtain stable return for unit holders by investing in Indonesia government sukuk instrument and syariah-compliant money market instruments and/ or cash.

KEBIJAKAN INVESTASI/ INVESTMENT POLICY

Berinvestasi dengan komposisi investasi sebesar minimum 80% dan maksimum 98% pada efek Sukuk dan minimum 2% dan maksimum 20% pada efek Pasar Uang Syariah yang termasuk ke dalam Daftar Efek Syariah.

Investing with investment of a minimum composition of 80% and a maximum of 98% in Sukuk and minimum of 2% and a maximum of 20% on Syariah-compliant money market instruments that are listed in Daftar Efek Syariah.

PROFIL/ PROFILE

Type	Sharia Fixed Income Fund	
Inception Date	10-Feb-10	
Investment Policy	80%-98%	Sukuk Instrument
	2%-20%	Sharia-compliant money market instrument

KINERJA/PERFORMANCE

Tingkat Imbal Hasil/ *Investment Return*

Period ended August 30, 2019 (Actual)

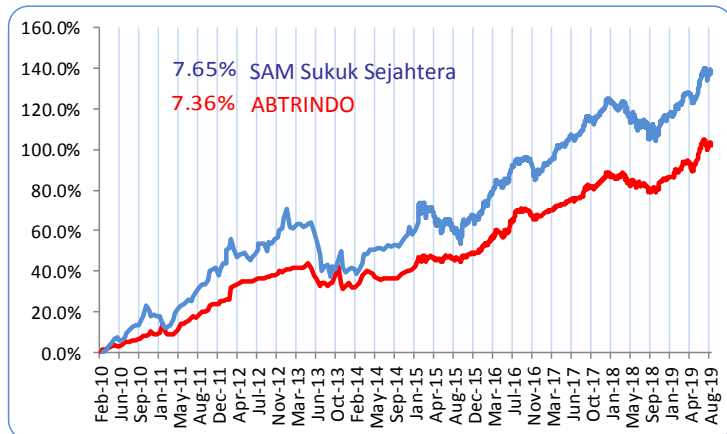
	1 MONTH	3 MONTHS	6 MONTHS	YTD	1 YEAR	CAGR SINCE INCEPTION
SAM Sukuk Syariah Sejahtera	-0.47%	4.92%	6.20%	8.63%	11.56%	7.65%
Indeks IDMA	-0.31%	4.75%	3.49%	4.94%	6.55%	-0.89%
Indeks ABTRINDO	0.05%	5.59%	6.71%	9.58%	12.85%	7.36%

Sepanjang Aug 2019 (YTD), SSS membukukan kenaikan sebesar +8.63%. Sementara Indeks ABTRINDO +9.58%

Throughout Aug 2019 (YTD), SSS increased by +8.63% vs +9.58% of ABTRINDO.

GRAFIK PERTUMBUHAN IMBAL HASIL/ INVESTMENT RETURN GROWTH CHART

Periode Sejak Pendirian/ *Since Inception Date* 10 February 2010 (CAGR)

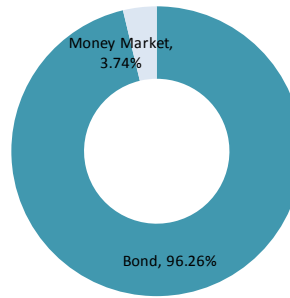


IDMA Index: Government Bond Index Price regardless of the coupon (source: Himdasun).

ABTRINDO Index: Government Bond Total Return Index which already takes into account the yield obtained from bonds coupon (source: Bloomberg).



ALOKASI ASET/ ASSET ALLOCATION

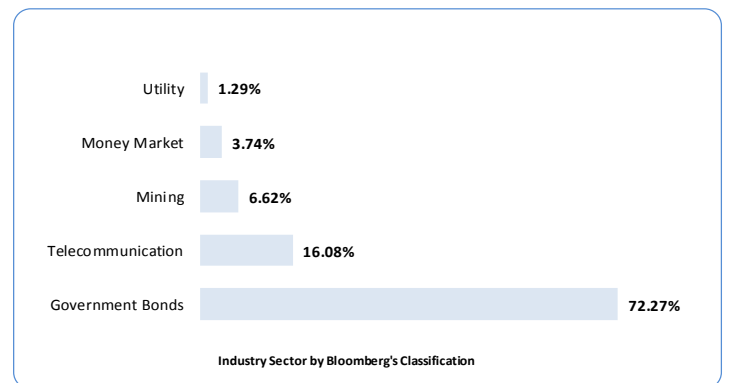


TINGKAT SUKU BUNGA/ INTEREST RATE

Interest Rate	1 Year %	Tax 20%
SBI	5.99	4.79
ATD 1mo	6.00	4.80
ATD 3mo	6.13	4.90
ATD 6mo	6.15	4.92
ATD 12mo	5.99	4.79

ATD (Average Time Deposit): Average time-deposit interest rate in 131 banks operating in Indonesia 1 Month, 3 Months, 6 Months and 12 Months (source: Bank Indonesia).

ALOKASI INDUSTRI/ SECTOR ALLOCATION



TOP 5 HOLDING (in alphabetical order)

Asset
Money Market
SBSN Seri PBS012
SBSN Seri PBS022
Sukuk Ijarah Bkljt I Indosat Thp III Tahun 2015 Seri B
Sukuk Wakalah Medco Power Indonesia 2 Tahun 2019 Seri B

Penyertaan Minimum/ Minimum Subscription
Rp 100.000

Dana Kelolaan/ AUM

Rp **78.0 Billion**

Publikasi NAB/ Publication of NAV Daily
Koran: Bisnis Indonesia, Kontan dan Investor Indonesia

Bloomberg: SASUSYS IJ Equity

Kustodian/ Custodian Bank
Bank CIMB Niaga, Tbk

No. Rekening/ Account Number
Reksadana SAM Sukuk Syariah Sejahtera
No: 860002139100
Bank CIMB Niaga, Graha Niaga

Pelaporan/ Reporting
Bulanan/ Monthly

Subscription/ Redemption
Harian/ Daily