

MARKET COMMENTARY

30-Aug-19

Return YTD as of
30-Aug-19



*Since inception



Warta Ekonomi
PERSPEKTIF BARU BISNIS & EKONOMI

Review Agustus 2019

IHSG pada bulan Agustus 2019 melemah -1.0% dan ditutup di level 6,328. Sektor industri dasar menjadi sektor pendorong bursa dengan penguatan tertinggi sebesar 5.6%, sedangkan sektor finansial mencatatkan pelemahan terdalam yaitu sebesar -4.5%. Kinerja sektor lainnya: infrastruktur 2.0%, konsumsi 1.9%, properti 0.1%, agrikultur 0.0%, pertambangan -1.5%, perdagangan -2.3%, dan aneka industri -4.1%.

Di Wall Street, S&P 500 mencatatkan pelemahan sebesar -1.8% sementara Dow Jones Industrial Average turun -1.7%. Indeks FTSE Asia Ex Japan melemah -4.7% sementara indeks bursa saham global MSCI ACWI melemah sebesar -2.6%. Salah satu kejadian yang patut dicermati adalah Trump menaikkan tarif sebesar 15% terhadap \$110 milyar barang impor dari China.

Pada bulan Agustus 2019, harga Minyak Mentah WTI turun -5.9%, sementara Brent melemah -7.3%; masing-masing ditutup di level US\$ 55.1/barel dan US\$ 60.4/barel. Harga Minyak Kacang Kedelai naik 3.2% sementara CPO naik 7.9%. Perkembangan harga komoditas utama lain: Emas 7.5%, Timah -5.6%, Tembaga -4.2%, Aluminium -2.6%, Batubara -5.3%, Jagung -10.6%, Gandum -7.4%, dan Kacang Kedelai -0.8%.

Rupiah melemah -1.3% terhadap USD dan ditutup di level 14,198/USD pada Agustus 2019. Harga SUN naik seiring tingkat imbal hasil acuan SUN tenor 10 tahun yang turun -4.4 basis poin ke 7.33%. Adapun kepemilikan asing di SBN berkurang menjadi Rp 1,012 triliun; lebih rendah Rp -01 triliun dibandingkan posisi bulan lalu.

Inflasi Agustus 2019 tercatat sebesar 0.12% m-m dan 3.49% y-y; di mana angka konsensus adalah 0.17% m-m dan 3.51% y-y. Neraca perdagangan bulan July 2019 defisit US\$ -60 juta, lebih baik dari perkiraan konsensus yang defisit US\$ -420 juta; Ekspor turun dan impor turun masing-masing -5.1% y-y dan -15.2% y-y.

August 2019 Review

JCI traded -1.0% lower in August 2019 and was closed at 6,328. Basic Industry sector was leading with 5.6% gain, while Finance sector was the weakest with -4.5% loss. Other sector performances: Infrastructure 2.0%, Consumer 1.9%, Property 0.1%, Agriculture 0.0%, Mining -1.5%, Trade -2.3% and Miscellaneous -4.1%.

At Wall Street, S&P 500 went down -1.8% and Dow Jones Industrial Average traded -1.7% lower. FTSE Asia Ex Japan down -4.7% while the global stock market index MSCI ACWI declined -2.6%. One of the most notable event is Trump increased the import tariff to 15% on \$110 billion of Chinese goods.

In August 2019, WTI oil price went down -5.9%, Brent oil decreased -7.3%; closed at US\$ 55.1/barrel and US\$ 60.4/barrel, respectively. Soybean Oil price up 3.2% and CPO price up 7.9%. Other commodities price changes: Gold 7.5%, Tin -5.6%, Copper -4.2%, Aluminum -2.6%, Coal -5.3%, Corn -10.6%, Wheat -7.4% and Soybean -0.8%.

Rupiah depreciated -1.3% against USD and was closed at 14,198 on August 2019. Indonesia Government Bond price went up as the 10-year's yield went down -4.4 bps to 7.33%. Foreign ownership in Indonesian government bonds decreased to IDR 1,012 trillion, IDR -01 trillion lower than last month position.

August 2019 inflation rate was recorded at 0.12% m-m and 3.49% y-y; consensus estimates were 0.17% m-m and 3.51% y-y. The July 2019 trade balance booked deficit of US\$ -60 million, above consensus estimate of US\$ -420 million deficit; Exports went down and imports went down, -5.1% y-y and -15.2% y-y, respectively.

Office: Menara Imperium GF | Jl. HR. Rasuna Said Kav 1 Jakarta 12980 | T. 021 - 28548 800/ 169 | F. 021 - 8370 3278/ 8317 315 | E. marketing@sam.co.id | www.sam.co.id

DISCLAIMER

Factsheet ini disajikan oleh PT Samuel Aset Manajemen hanya untuk tujuan informasi. Dalam kondisi apapun factsheet ini tidak dapat digunakan atau dijadikan dasar sebagai penawaran menjual atau penawaran membeli. Factsheet ini dibuat secara bebas dan berdasarkan perkiraan, pendapat serta harapan yang terdapat didalamnya seluruhnya menjadi milik PT Samuel Aset Manajemen. Sepanjang diketahui bahwa informasi yang terdapat dalam laporan dimaksud adalah benar atau tidak menyesatkan pada saat disajikan, PT Samuel Aset Manajemen tidak menjamin keakuratan atau kelengkapan dari laporan yang didasarkan pada kondisi tersebut. PT Samuel Aset Manajemen maupun officer atau karyawannya tidak bertanggung jawab apapun terhadap setiap kerugian yang langsung maupun tidak langsung sebagai akibat dari setiap penggunaan factsheet ini. Seluruh format angka dalam factsheet ini disajikan dalam format Bahasa Inggris.

This Factsheet is represented by PT Samuel Aset Manajemen for information purpose only. Under no circumstances is it to be used or considered as an offer to sell or a solicitation of any offer to buy. This Factsheet has been produce independently and the forecast, opinions and expectations contained herein are entirely those of PT Samuel Aset Manajemen. While all reasonable care has been taken to ensure that informations contained herein is not untrue or misleading at the time of publication, PT Samuel Aset Manajemen makes no representations as to its accuracy or completeness and it should be relied upon as such. Neither PT Samuel Aset Manajemen nor any officer or employee of PT Samuel Aset Manajemen accepts only liability whatsoever for any direct or consequential loss arising from any use of this factsheet. All the numbers presented in this factsheet are in English format.

SAM DANA BERKEMBANG

Reksa Dana Campuran/ *Balanced Fund*

30-Aug-19
NAV: 16,985.59

TUJUAN INVESTASI/ *INVESTMENT OBJECTIVE*

Untuk memperoleh imbal hasil yang menarik, dengan investasi utama pada portofolio berimbang antara efek saham dan efek pendapatan tetap.

To obtain attractive returns, with major investments in the portfolio balanced between Equity and fixed income.

KEBIJAKAN INVESTASI/ *INVESTMENT POLICY*

Menggunakan strategi alokasi aset secara aktif antara efek saham, pendapatan tetap dan pasar uang. Pengambilan keputusan investasi dilakukan berdasarkan pedekatan top-down dengan menggunakan riset yang mendalam, untuk memilih efek terbaik dari sektor terbaik.

Using a strategy of active asset allocation amongst Equity, fixed income and money market. Investment decision made by top-down approach by using an in-depth research, to choose the best stock of the best sectors.

PROFIL/ *PROFILE*

Type	Balanced Fund	
Inception Date	05-Nov-97	
Investment Policy	1% - 79%	Equity
	1% - 79%	Fixed income instruments
	1% - 79%	Money market and/or cash equivalent instruments

KINERJA/ *PERFORMANCE*

Tingkat Imbal Hasil/ *Investment Return*

	Period ended August 30, 2019 (Actual)						CAGR SINCE INCEPTION
	1 MONTH	3 MONTHS	6 MONTHS	YTD	1 YEAR		
SAM Dana Berkembang	-2.85%	2.49%	-0.78%	3.90%	-8.40%	13.85%	
Jakarta Composite Index	-0.97%	1.92%	-1.78%	2.16%	5.15%	12.42%	

Semenjak diluncurkan pada 05 November 1997 SAM Dana Berkembang memberikan imbal hasil sebesar +13.85% dan IHSG sebesar +12.42% (disetahunkan).

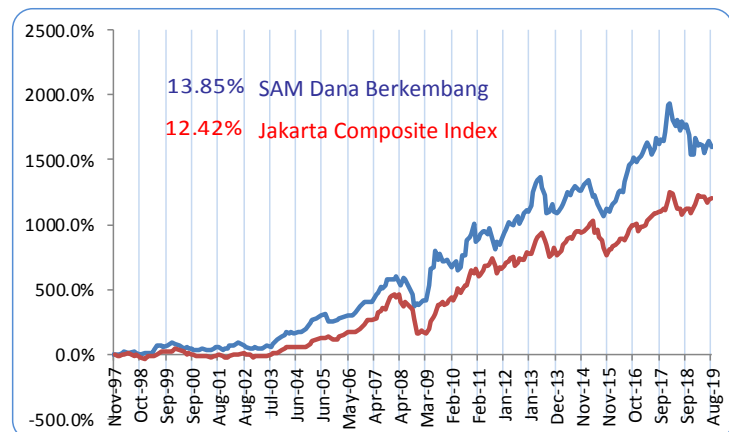
Sepanjang Aug 2019 (YTD), SDB membukukan kenaikan sebesar +3.90%, dibandingkan dengan IHSG sebesar +2.16%

Since its launch on November 05, 1997 SAM Dana Berkembang provide return on +13.85% vs +12.42% of JCI (annualized).

Throughout Aug 2019 (YTD), SDB increased +3.90%, vs +2.16% of JCI.

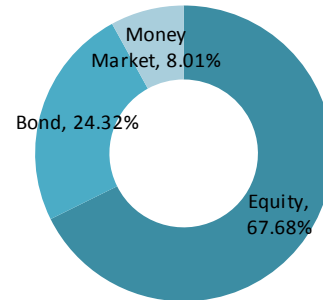
GRAFIK PERTUMBUHAN IMBAL HASIL/ *INVESTMENT RETURN GROWTH CHART*

Periode Sejak Pendirian/ *Since Inception Date 5 Nov 1997 (CAGR)*

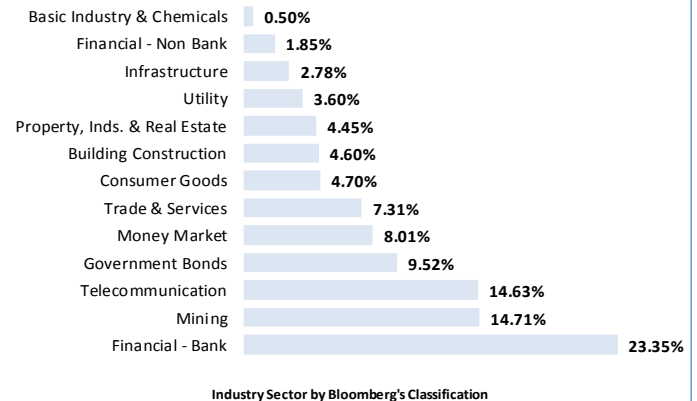


Warta Ekonomi
BEST PERFORM IN MIXED MUTUAL FUND

ALOKASI ASET/ *ASSET ALLOCATION*



ALOKASI INDUSTRI/ *SECTOR ALLOCATION*



TOP 5 HOLDING (in alphabetical order)

Asset

- Bank Central Asia Tbk PT
- Bank Mandiri Persero Tbk PT
- Medco Energi Internasional Tbk PT
- Money Market
- Obligasi Negara Republik Indonesia Seri FRO078

Penyertaan Minimum/ *Minimum Subscription*
Rp 100,000

Dana Kelolaan/AUM

Rp 55.8 Billion

Publikasi NAB/ *Publication of Daily NAV*
Koran: Bisnis Indonesia, Kontan dan Investor Indonesia

Bloomberg: SAMGRTI IJ Equity

Kustodian/ *Custodian Bank*
Bank CIMB Niaga, Tbk

No. Rekening/ *Account Number*
SAM Dana Berkembang

No: 800029020400
Bank CIMB Niaga Cb. Graha Niaga

Pelaporan/ *Reporting*
Bulanan/ *Monthly*

Subscription/ *Redemption*
Harian/ *Daily*