

# SAM SUKUK SYARIAH SEJAHTERA

Reksa Dana Pendapatan Tetap Syariah/ *Sharia Fixed Income Fund*

31-Jul-19  
NAV: 2,031.71

## TUJUAN INVESTASI/ INVESTMENT OBJECTIVE

Untuk memperoleh imbal hasil yang stabil bagi pemegang Unit Penyertaan dengan berinvestasi pada efek Sukuk yang diterbitkan oleh Negara Republik Indonesia dan Korporasi yang berdomisili di Indonesia.

*Aiming to obtain stable return for unit holders by investing in Indonesia government sukuk instrument and syariah-compliant money market instruments and/ or cash.*

## KEBIJAKAN INVESTASI/ INVESTMENT POLICY

Berinvestasi dengan komposisi investasi sebesar minimum 80% dan maksimum 98% pada efek Sukuk dan minimum 2% dan maksimum 20% pada efek Pasar Uang Syariah yang termasuk ke dalam Daftar Efek Syariah.

*Investing with investment of a minimum composition of 80% and a maximum of 98% in Sukuk and minimum of 2% and a maximum of 20% on Syariah-compliant money market instruments that are listed in Daftar Efek Syariah.*

## PROFIL/ PROFILE

<b>Type</b>	Sharia Fixed Income Fund	
<b>Inception Date</b>	10-Feb-10	
<b>Investment Policy</b>	80%-98%	Sukuk Instrument
	2%-20%	Sharia-compliant money market instrument

## KINERJA/PERFORMANCE

Tingkat Imbal Hasil/ *Investment Return*

Period ended July 31, 2019 (Actual)

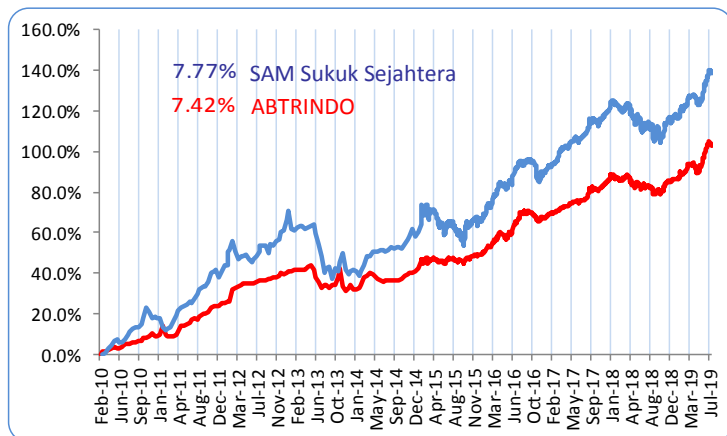
	1 MONTH	3 MONTHS	6 MONTHS	YTD	1 YEAR	CAGR SINCE INCEPTION
<b>SAM Sukuk Syariah Sejahtera</b>	1.21%	5.53%	8.45%	9.14%	11.33%	7.77%
Indeks IDMA	1.20%	3.67%	5.74%	5.27%	4.96%	-0.86%
Indeks ABTRINDO	1.45%	5.09%	9.71%	9.53%	12.07%	7.42%

Sepanjang Juli 2019 (YTD), SSS mengalami kenaikan sebesar +9.14%. Sementara Indeks ABTRINDO +9.53%

*Throughout July 2019 (YTD), SSS increased by +9.14% vs +9.53% of ABTRINDO.*


## GRAFIK PERTUMBUHAN IMBAL HASIL/ INVESTMENT RETURN GROWTH CHART

Periode Sejak Pendirian/ *Since Inception Date* 10 February 2010 (CAGR)

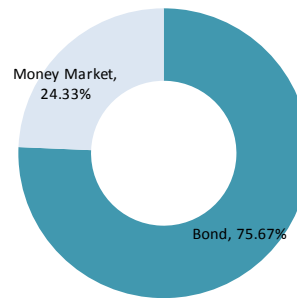


*IDMA Index: Government Bond Index Price regardless of the coupon (source: Himdasun).*

*ABTRINDO Index: Government Bond Total Return Index which already takes into account the yield obtained from bonds coupon (source: Bloomberg).*



## ALOKASI ASET/ ASSET ALLOCATION

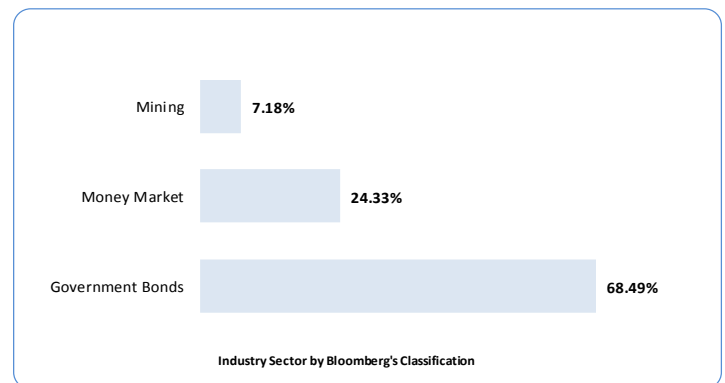


## TINGKAT SUKU BUNGA/ INTEREST RATE

Interest Rate	1 Year %	Tax 20%
SBI	6.20	4.96
ATD 1mo	6.10	4.88
ATD 3mo	6.26	5.01
ATD 6mo	6.30	5.04
ATD 12mo	6.20	4.96

*ATD (Average Time Deposit): Average time-deposit interest rate in 131 banks operating in Indonesia 1 Month, 3 Months, 6 Months and 12 Months (source: Bank Indonesia).*

## ALOKASI INDUSTRI/ SECTOR ALLOCATION



## TOP 5 HOLDING (in alphabetical order)

Asset
Money Market
SBSN Seri PBS004
SBSN Seri PBS012
SBSN Seri PBS022
Sukuk Wakalah Medco Power Indonesia 2 Tahun 2019 Seri B

**Penyertaan Minimum**  
*Minimum Subscription*  
Rp 100.000

**Dana Kelolaan/ AUM**

Rp **72.1 Billion**

**Publikasi NAB/ Publication of NAV Daily**  
Koran: Bisnis Indonesia, Kontan dan Investor Indonesia

**Bloomberg:** SASUSYS IJ Equity

**Kustodian/ Custodian Bank**  
Bank CIMB Niaga, Tbk

**No. Rekening/ Account Number**  
Reksadana SAM Sukuk Syariah Sejahtera  
No: 860002139100  
Bank CIMB Niaga, Graha Niaga

**Pelaporan/ Reporting**  
Bulanan/ Monthly

**Subscription/ Redemption**  
Harian/ Daily