

MARKET COMMENTARY

28-Jun-19

Return YTD as of
28-Jun-19



*Since inception



Warta Ekonomi
PERSPEKTIF BARU BISNIS & EKONOMI

Review Juni 2019

IHSG pada bulan Juni 2019 menguat 2.4% dan ditutup di level 6,359. Sektor properti menjadi sektor pendorong bursa dengan penguatan tertinggi sebesar 6.3%, sedangkan sektor konsumsi mencatatkan pelemahan terdalam yaitu sebesar -2.1%. Kinerja sektor lainnya: infrastruktur 5.3%, finansial 4.2%, pertambangan 4.0%, industri dasar 2.1%, perdagangan 0.8%, agrikultur 0.6%, dan aneka industri 0.1%.

Di Wall Street, S&P 500 mencatatkan penguatan sebesar 6.9% sementara Dow Jones Industrial Average naik 7.2%. Indeks FTSE Asia Ex Japan menguat 5.7% sementara indeks bursa saham global MSCI ACWI menguat sebesar 6.4%. Salah satu kejadian yang patut dicermati adalah US menunda kenaikan tarif lanjutan atas produk dari China pada G-20 Summit.

Pada bulan Juni 2019, harga Minyak Mentah WTI naik 9.3%, sementara Brent menguat 3.2%; masing-masing ditutup di level US\$ 58.5/barel dan US\$ 66.6/barel. Harga Minyak Kacang Kedelai naik 2.4% sementara CPO turun -5.7%. Perkembangan harga komoditas utama lain: Emas 8.0%, Timah 0.6%, Tembaga 2.8%, Aluminium 0.3%, Batubara -15.0%, Jagung -1.6%, Gandum 5.0%, dan Kacang Kedelai 2.5%.

Rupiah menguat 1.0% terhadap USD dan ditutup di level 14,126/USD pada Juni 2019. Harga SUN naik seiring tingkat imbal hasil acuan SUN tenor 10 tahun yang turun -59.4 basis poin ke 7.37%. Adapun kepemilikan asing di SBN berkurang menjadi Rp 950 triliun; lebih rendah Rp 00 triliun dibandingkan posisi bulan lalu.

Inflasi Juni 2019 tercatat sebesar 0.55% m-m dan 3.28% y-y; di mana angka konsensus adalah 0.47% m-m dan 3.20% y-y. Neraca perdagangan bulan Mei 2019 surplus US\$ 208 Juta, lebih baik dari perkiraan konsensus yang defisit US\$ -1,379 juta; Ekspor turun dan impor turun masing-masing -9.0% y-y dan -17.7% y-y.

June 2019 Review

JCI traded 2.4% higher in June 2019 and was closed at 6,359. Property sector was leading with 6.3% gain, while Consumer sector was the weakest with -2.1% loss. Other sector performances: Infrastructure 5.3%, Finance 4.2%, Mining 4.0%, Basic Industry 2.1%, Trade 0.8%, Agriculture 0.6% and Miscellaneous 0.1%.

At Wall Street, S&P 500 went up 6.9% and Dow Jones Industrial Average traded 7.2% higher. FTSE Asia Ex Japan up 5.7% while the global stock market index MSCI ACWI gained 6.4%. One of the most notable event is US delayed additional tariff for China products on G-20 Summit.

In June 2019, WTI oil price went up 9.3%, Brent oil increased 3.2%; closed at US\$ 58.5/barrel and US\$ 66.6/barrel, respectively. Soybean Oil price up 2.4% and CPO price down -5.7%. Other commodities price changes: Gold 8.0%, Tin 0.6%, Copper 2.8%, Aluminum 0.3%, Coal -15.0%, Corn -1.6%, Wheat 5.0% and Soybean 2.5%.

Rupiah appreciated 1.0% against USD and was closed at 14,126 on June 2019. Indonesia Government Bond price went up as the 10-year's yield went down -59.4 bps to 7.37%. Foreign ownership in Indonesian government bonds decreased to IDR 950 trillion, IDR 00 trillion lower than last month position.

June 2019 inflation rate was recorded at 0.55% m-m and 3.28% y-y; consensus estimates were 0.47% m-m and 3.20% y-y. The May 2019 trade balance booked surplus of US\$ 208 million, above consensus estimate of US\$ -1,379 million deficit; Exports went down and imports went down, -9.0% y-y and -17.7% y-y, respectively.

Office: Menara Imperium GF | Jl. HR. Rasuna Said Kav 1 Jakarta 12980 | T. 021 - 28548 800/ 169 | F. 021 - 8370 3278/ 8317 315 | E. marketing@sam.co.id | www.sam.co.id

DISCLAIMER

Factsheet ini disajikan oleh PT Samuel Aset Manajemen hanya untuk tujuan informasi. Dalam kondisi apapun factsheet ini tidak dapat digunakan atau dijadikan dasar sebagai penawaran menjual atau penawaran membeli. Factsheet ini dibuat secara bebas dan berdasarkan perkiraan, pendapat serta harapan yang terdapat didalamnya seluruhnya menjadi milik PT Samuel Aset Manajemen. Sepanjang diketahui bahwa informasi yang terdapat dalam laporan dimaksud adalah benar atau tidak menyesatkan pada saat disajikan, PT Samuel Aset Manajemen tidak menjamin keakuratan atau kelengkapan dari laporan yang didasarkan pada kondisi tersebut. PT Samuel Aset Manajemen maupun officer atau karyawannya tidak bertanggung jawab apapun terhadap setiap kerugian yang langsung maupun tidak langsung sebagai akibat dari setiap penggunaan factsheet ini. Seluruh format angka dalam factsheet ini disajikan dalam format Bahasa Inggris.

This Factsheet is represented by PT Samuel Aset Manajemen for information purpose only. Under no circumstances is it to be used or considered as an offer to sell or a solicitation of any offer to buy. This Factsheet has been produce independently and the forecast, opinions and expectations contained herein are entirely those of PT Samuel Aset Manajemen. While all reasonable care has been taken to ensure that informations contained herein is not untrue or misleading at the time of publication, PT Samuel Aset Manajemen makes no representations as to its accuracy or completeness and it should be relied upon as such. Neither PT Samuel Aset Manajemen nor any officer or employee of PT Samuel Aset Manajemen accepts only liability whatsoever for any direct or consequential loss arising from any use of this factsheet. All the numbers presented in this factsheet are in English format.

SAM BETA PLUS EQUITY FUND

Reksa Dana Saham/Equity Fund

28-Jun-19

NAV: 1,069.16

TUJUAN INVESTASI/ INVESTMENT OBJECTIVE

Memperoleh hasil pertumbuhan jangka panjang dari investasi pada Efek bersifat ekuitas yang aktif diperdagangkan termasuk saham *blue-chip* yang memiliki fundamental yang baik dan pada instrumen pasar uang dan/atau deposito berdasarkan riset mendalam dan strategi pengelolaan secara aktif.

Aiming to obtain long term growth by investing in equities including blue-chip stocks and Market instruments and / or time deposits.

KEBIJAKAN INVESTASI/ INVESTMENT POLICY

Minimum 80% (delapan puluh persen) dan maksimum 100% (seratus persen) dari Nilai Aktiva Bersih pada Efek bersifat ekuitas; dan minimum 0% (nol persen) dan maksimum 20% (dua puluh persen) dari Nilai Aktiva Bersih pada instrumen pasar uang dalam negeri dan/atau deposito; sesuai dengan peraturan perundang-undangan yang berlaku di Indonesia.

Minimum 80% (eighty percent) and maximum 100% (one hundred percent) of the Net Asset Value in equity; and minimum 0% (zero percent) and maximum 20% (twenty percent) of the Net Asset Value in domestic money market instruments and / or time deposits; in accordance with the Indonesian Law and Regulation.

PROFIL/ PROFILE

Type	Equity Fund
Inception Date	12-Sep-17
Investment Policy	80%-100% Equity 0%-20% Money market instrument and or cash

KINERJA/PERFORMANCE

Tingkat Imbal Hasil/ Investment Return

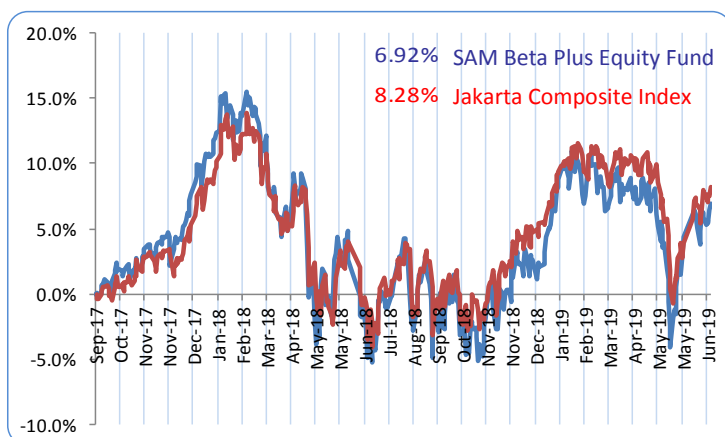
Period ended June 28, 2019 (Actual)	1 MONTH	3 MONTHS	6 MONTHS	YTD	1 YEAR	SINCE INCEPTION
SAM Beta Plus Equity Fund	2.43%	-1.05%	4.77%	4.77%	9.51%	6.92%
Jakarta Composite Index	2.41%	-1.70%	2.65%	2.65%	9.65%	8.28%

Diluncurkan perdana pada 12 September 2017, SAM Beta Plus Equity Fund memberikan imbal hasil sebesar +6.92% dibandingkan Jakarta Composite Index sebesar +8.28%.

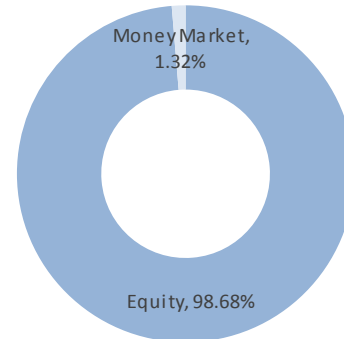
Launched in 12 September 2017, SAM Beta Plus Equity Fund booked total return +6.92% vs +8.28% of JCI.

GRAFIK PERTUMBUHAN IMBAL HASIL/ INVESTMENT RETURN GROWTH CHART

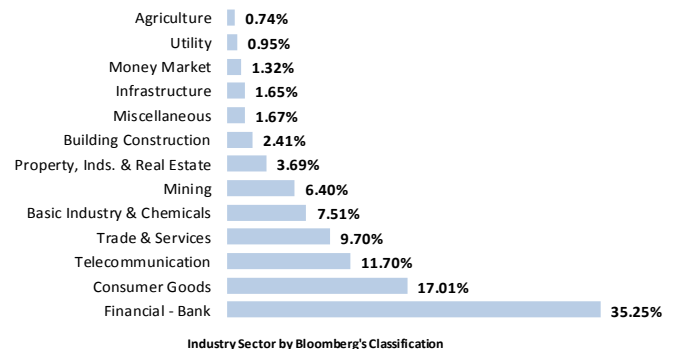
Periode Sejak Pendirian/ Since Inception 12 September 2017 (CAGR)



ALOKASI ASET/ASSET ALLOCATION



ALOKASI INDUSTRI/ SECTOR ALLOCATION



TOP 5 HOLDING (in alphabetical order)

Asset
Bank Central Asia Tbk PT
Bank Negara Indonesia Persero Tbk PT
Bank Rakyat Indonesia Persero Tbk PT
Telekomunikasi Indonesia Persero Tbk PT
Bank Mandiri Persero Tbk PT

Penyertaan Minimum
Minimum Subscription
Rp 100.000

Dana Kelolaan/ AUM
Rp 222.4 Billion

Publikasi NAB/ Publication of Daily NAV
Koran: Bisnis Indonesia, Kontan dan Investor Indonesia

Kustodian/ Custodian Bank
Bank CIMB Niaga, Tbk

No. Rekening/ Account Number
Reksa Dana SAM Beta Plus Equity Fund
No. 800148308400
CIMB Niaga Cb. Sudirman Tower

Pelaporan/ Reporting
Bulanan/ Monthly

Subscription/ Redemption
Harian/ Daily