

MARKET COMMENTARY

29-Mar-19

Return YTD as of
29-Mar-19



*Since inception



Warta Ekonomi
PERSPEKTIF BARU BISNIS & EKONOMI

Review Maret 2019

IHSG pada bulan Maret 2019 menguat 0.4% dan ditutup di level 6,469. Sektor finansial menjadi sektor pendorong bursa dengan penguatan tertinggi sebesar 3.2%, sedangkan sektor agrikultur mencatatkan pelemahan terdalam yaitu sebesar -3.9%. Kinerja sektor lainnya: properti 2.4%, aneka industri 1.3%, perdagangan -0.2%, industri dasar -1.1%, pertambangan -1.3%, konsumsi -1.4%, dan infrastruktur -2.4%.

Di Wall Street, S&P 500 mencatatkan penguatan sebesar 1.8% sementara Dow Jones Industrial Average naik 0.0%. Indeks FTSE Asia Ex Japan menguat 1.3% sementara indeks bursa saham global MSCI ACWI menguat sebesar 1.0%. Salah satu kejadian yang patut dicermati adalah keputusan the Fed untuk tidak menaikkan suku bunga sepanjang tahun ini.

Pada bulan Maret 2019, harga Minyak Mentah WTI naik 5.1%, sementara Brent menguat 3.6%; masing-masing ditutup di level US\$ 60.1/barel dan US\$ 68.4/barel. Harga Minyak Kacang Kedelai turun -5.3% sementara CPO turun -0.7%. Perkembangan harga komoditas utama lain: Emas -1.6%, Timah -1.2%, Tembaga -0.4%, Aluminium 0.1%, Batubara -3.4%, Jagung -1.5%, Gandum 1.2%, dan Kacang Kedelai -1.5%.

Rupiah melemah -1.2% terhadap USD dan ditutup di level 14,243/USD pada Maret 2019. Harga SUN naik seiring tingkat imbal hasil acuan SUN tenor 10 tahun yang turun -18.2 basis poin ke 7.63%. Adapun kepemilikan asing di SBN bertambah menjadi Rp 962 triliun; lebih tinggi Rp 19 triliun dibandingkan posisi bulan lalu.

Inflasi Maret 2019 tercatat sebesar 0.11% m-m dan 2.48% y-y; di mana angka konsensus adalah 0.14% m-m dan 2.51% y-y. Neraca perdagangan bulan Februari 2019 surplus US\$ 330 Juta, lebih baik dari perkiraan konsensus yang defisit US\$ -782 juta; Ekspor turun dan impor turun masing-masing -11.3% y-y dan -14.0% y-y.

March 2019 Review

JCI traded 0.4% higher in March 2019 and was closed at 6,469. Finance sector was leading with 3.2% gain, while Agriculture sector was the weakest with -3.9% loss. Other sector performances: Property 2.4%, Miscellaneous 1.3%, Trade -0.2%, Basic Industry -1.1%, Mining -1.3%, Consumer -1.4% and Infrastructure -2.4%.

At Wall Street, S&P 500 went up 1.8% and Dow Jones Industrial Average traded 0.0% higher. FTSE Asia Ex Japan up 1.3% while the global stock market index MSCI ACWI gained 1.0%. One of the most notable event is the Fed's decision to hold interest rate this year.

In March 2019, WTI oil price went up 5.1%, Brent oil increased 3.6%; closed at US\$ 60.1/barrel and US\$ 68.4/barrel, respectively. Soybean Oil price down -5.3% and CPO price down -0.7%. Other commodities price changes: Gold -1.6%, Tin -1.2%, Copper -0.4%, Aluminum 0.1%, Coal -3.4%, Corn -1.5%, Wheat 1.2% and Soybean -1.5%.

Rupiah depreciated -1.2% against USD and was closed at 14,243 on March 2019. Indonesia Government Bond price went up as the 10 year's yield went down -18.2 bps to 7.63%. Foreign ownership in Indonesian government bonds increased to IDR 962 trillion, IDR 19 trillion higher than last month position.

March 2019 inflation rate was recorded at 0.11% m-m and 2.48% y-y; consensus estimates were 0.14% m-m and 2.51% y-y. The February 2019 trade balance booked surplus of US\$ 330 million, above consensus estimate of US\$ -782 million deficit; Exports went down and imports went down, -11.3% y-y and -14.0% y-y, respectively.

Office: Menara Imperium GF | Jl. HR. Rasuna Said Kav 1 Jakarta 12980 | T. 021 - 28548 800/ 169 | F. 021 - 8370 3278/ 8317 315 | E. marketing@sam.co.id | www.sam.co.id

DISCLAIMER

Factsheet ini disajikan oleh PT Samuel Aset Manajemen hanya untuk tujuan informasi. Dalam kondisi apapun factsheet ini tidak dapat digunakan atau dijadikan dasar sebagai penawaran menjual atau penawaran membeli. Factsheet ini dibuat secara bebas dan berdasarkan perkiraan, pendapat serta harapan yang terdapat didalamnya seluruhnya menjadi milik PT Samuel Aset Manajemen. Sepanjang diketahui bahwa informasi yang terdapat dalam laporan dimaksud adalah benar atau tidak menyesatkan pada saat disajikan, PT Samuel Aset Manajemen tidak menjamin keakuratan atau kelengkapan dari laporan yang didasarkan pada kondisi tersebut. PT Samuel Aset Manajemen maupun officer atau karyawannya tidak bertanggung jawab apapun terhadap setiap kerugian yang langsung maupun tidak langsung sebagai akibat dari setiap penggunaan factsheet ini. Seluruh format angka dalam factsheet ini disajikan dalam format Bahasa Inggris.

This Factsheet is represented by PT Samuel Aset Manajemen for information purpose only. Under no circumstances is it to be used or considered as an offer to sell or a solicitation of any offer to buy. This Factsheet has been produce independently and the forecast, opinions and expectations contained herein are entirely those of PT Samuel Aset Manajemen. While all reasonable care has been taken to ensure that informations contained herein is not untrue or misleading at the time of publication, PT Samuel Aset Manajemen makes no representations as to its accuracy or completeness and it should be relied upon as such. Neither PT Samuel Aset Manajemen nor any officer or employee of PT Samuel Aset Manajemen accepts only liability whatsoever for any direct or consequential loss arising from any use of this factsheet. All the numbers presented in this factsheet are in English format.

SAM INDOONESIAN EQUITY FUND

Reksa Dana Saham/ *Equity Fund*

29-Mar-19

NAV: 2,451.49

TUJUAN INVESTASI/ *INVESTMENT OBJECTIVE*

Untuk memperoleh hasil pertumbuhan jangka panjang dengan berinvestasi terutama pada efek saham terbaik dari sektor terbaik di Indonesia.

To obtain long-term growth by investing primarily in securities of the best stocks in the best sectors in Indonesia.

KEBIJAKAN INVESTASI/ *INVESTMENT POLICY*

Berinvestasi dengan komposisi investasi sebesar minimum 80% dan maksimum 98% pada efek Saham, serta minimum 2% dan maksimum 20% pada efek Pasar Uang di Indonesia. Pengambilan keputusan investasi dilakukan berdasarkan pendekatan top-down dengan menggunakan riset yang mendalam, untuk memilih efek terbaik dari sektor terbaik.

Investing with an investment composition minimum of 80% and maximum of 98% in equity securities, and 2% minimum and a maximum of 20% in money market securities in Indonesia. Investment decision is made by top-down approach by using an in-depth research to choose the best effect in the best sectors.

PROFIL/ *PROFILE*

Type	Equity Fund
Inception Date	18 Oct 2011
Investment Policy	80% - 98% Equity Securities 2% - 20% Money market instrument and or cash

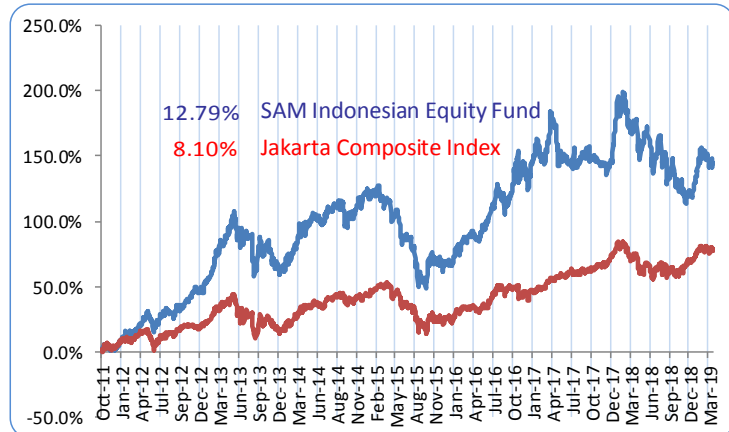
KINERJA/ *PERFORMANCE*

Tingkat Imbal Hasil/ *Investment Return*

	Period ended March 29, 2019 (Actual)						CAGR SINCE INCEPTION
	1 MONTH	3 MONTHS	6 MONTHS	YTD	1 YEAR		
SAM Indonesian Equity	-0.81%	10.14%	-0.32%	10.14%	-8.99%	12.79%	
Jakarta Composite Index	0.39%	4.43%	8.24%	4.43%	4.52%	8.10%	

GRAFIK PERTUMBUHAN IMBAL HASIL/ *INVESTMENT GROWTH CHART*

Periode Sejak Pendirian/ *Since Inception Date 18 October 2011 (CAGR)*

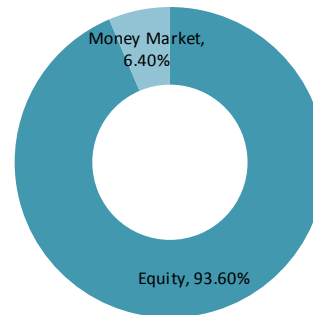


AWARDS & RATING

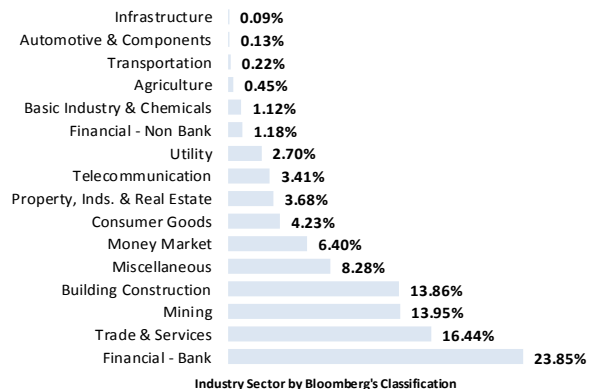
2015 Mar	APRDI Bloomberg	Best Best Equity Fund AUM >500B	2014 Feb	Majalah Investor	Best Equity Fund 1 year period
2015 Mar	Tabloid Kontan	Rank #1 Equity Fund 3 years period	2013 Feb	Majalah Investor	Best Equity Fund 1 year period
2015 Mar	Majalah Investor	Best Equity Fund 3 years period	2012 Dec	Tabloid Kontan	Rank #1 Equity Fund 2012 YTD
2015 Jan	MorningStar	5 Stars Rating	2012 Nov	Bisnis Indonesia	Best Equity Fund YTD Return
2014 Apr	APRDI Bloomberg	Best Equity Fund AUM >500B	2012 Jul	Tabloid Kontan	Rank #1 Equity Fund YTD Return



ALOKASI ASET/ *ALLOCATION OF INVESTMENT POLICY*



ALOKASI INDUSTRI/ *ALLOCATION OF INDUSTRIAL SECTORS*



TOP 5 HOLDING (in alphabetical order)

Asset
Astra International Tbk PT
Bank Mandiri Persero Tbk PT
Bank Negara Indonesia Persero Tbk PT
Bank Permata Tbk PT
Integra Indocabinet Tbk PT

Penyertaan Minimum
Minimum Subscription
Rp 100.000

Dana Kelolaan/ *AUM*

Rp 1.57 Trillion

Kustodian/ *Custodian Bank*
Deutsche Bank AG

Publikasi NAB/ *Publication of Daily NAV*
Koran: Bisnis Indonesia, Kontan dan Investor Indonesia
Bloomberg: SAMIDEQ IJ Equity

No. Rekening/ *Account Number*
Reksa Dana
SAM Indonesian Equity Fund
No: 0084665-00-9
Deutsche Bank AG, Jakarta

atau/ *or*
SAM Indonesian Equity Fund
No: 537 530 7119
BCA Cb. Pacific Place

Pelaporan/ *Reporting*
Bulanan/ *Monthly*
Subscription/ *Redemption*
Harian/ *Daily*