

MARKET COMMENTARY

30-Apr-19

Return YTD as of
30-Apr-19



*Since inception



Warta Ekonomi
PERSPEKTIF BAHU BISNIS & EKONOMI

Review April 2019

IHSG pada bulan April 2019 melemah -0.2% dan ditutup di level 6,455. Sektor properti menjadi sektor pendorong bursa dengan penguatan tertinggi sebesar 4.7%, sedangkan sektor industri dasar mencatatkan pelemahan terdalam yaitu sebesar -6.3%. Kinerja sektor lainnya: finansial 2.8%, aneka industri 2.5%, perdagangan 0.5%, infrastruktur -0.4%, agrikultur -1.5%, konsumsi -3.3%, dan pertambangan -3.8%.

Di Wall Street, S&P 500 mencatatkan penguatan sebesar 3.9% sementara Dow Jones Industrial Average naik 2.6%. Indeks FTSE Asia Ex Japan menguat 1.6% sementara indeks bursa saham global MSCI ACWI menguat sebesar 3.2%. Salah satu kejadian yang patut dicermati adalah berdasarkan hitung cepat, Joko Widodo terpilih kembali sebagai presiden Indonesia untuk periode 2019-2024.

Pada bulan April 2019, harga Minyak Mentah WTI naik 6.3%, sementara Brent menguat 6.4%; masing-masing ditutup di level US\$ 63.9/barrel dan US\$ 72.8/barrel. Harga Minyak Kacang Kedelai turun -2.8% sementara CPO turun -0.5%. Perkembangan harga komoditas utama lain: Emas -0.7%, Timah -8.2%, Tembaga -1.0%, Aluminium -6.0%, Batubara -5.9%, Jagung -0.9%, Gandum -8.6%, dan Kacang Kedelai -4.9%.

Rupiah melemah -0.1% terhadap USD dan ditutup di level 14,257/USD pada April 2019. Harga SUN turun seiring tingkat imbal hasil a cunan SUN tenor 10 tahun yang naik 19.5 basis poin ke 7.83%. Adapun kepemilikan asing di SBN berkurang menjadi Rp 963 triliun; lebih rendah Rp -05 triliun dibandingkan posisi bulan lalu.

Inflasi April 2019 tercatat sebesar 0.44% m-m dan 2.83% y-y; di mana angka konsensus adalah 0.33% m-m dan 2.67% y-y. Neraca perdagangan bulan Maret 2019 surplus US\$ 540 Juta, lebih baik dari perkiraan konsensus yang defisit US\$ -177 juta; Ekspor turun dan impor turun masing-masing -10.0% y-y dan -6.8% y-y.

April 2019 Review

JCI traded -0.2% lower in April 2019 and was closed at 6,455. Property sector was leading with 4.7% gain, while Basic Industry sector was the weakest with -6.3% loss. Other sector performances: Finance 2.8%, Miscellaneous 2.5%, Trade 0.5%, Infrastructure -0.4%, Agriculture -1.5%, Consumer -3.3% and Mining -3.8%.

At Wall Street, S&P 500 went up 3.9% and Dow Jones Industrial Average traded 2.6% higher. FTSE Asia Ex Japan up 1.6% while the global stock market index MSCI ACWI gained 3.2%. One of the most notable event is Joko Widodo, based on quick count, re-elected as President of Indonesia for 2019-2024 term.

In April 2019, WTI oil price went up 6.3%, Brent oil increased 6.4%; closed at US\$ 63.9/barrel and US\$ 72.8/barrel, respectively. Soybean Oil price down -2.8% and CPO price down -0.5%. Other commodities price changes: Gold -0.7%, Tin -8.2%, Copper -1.0%, Aluminum -6.0%, Coal -5.9%, Corn -0.9%, Wheat -8.6% and Soybean -4.9%.

Rupiah depreciated -0.1% against USD and was closed at 14,257 on April 2019. Indonesia Government Bond price went down as the 10 year's yield went up 19.5 bps to 7.83%. Foreign ownership in Indonesian government bonds decreased to IDR 963 trillion, IDR -05 trillion lower than last month position.

April 2019 inflation rate was recorded at 0.44% m-m and 2.83% y-y; consensus estimates were 0.33% m-m and 2.67% y-y. The March 2019 trade balance booked surplus of US\$ 540 million, above consensus estimate of US\$ -177 million deficit; Exports went down and imports went down, -10.0% y-y and -6.8% y-y, respectively.

Office: Menara Imperium GF | Jl. HR. Rasuna Said Kav 1 Jakarta 12980 | T. 021 - 28548 800/ 169 | F. 021 - 8370 3278/ 8317 315 | E. marketing@sam.co.id | www.sam.co.id

DISCLAIMER

Factsheet ini disajikan oleh PT Samuel Aset Manajemen hanya untuk tujuan informasi. Dalam kondisi apapun factsheet ini tidak dapat digunakan atau dijadikan dasar sebagai penawaran menjual atau penawaran membeli. Factsheet ini dibuat secara bebas dan berdasarkan perkiraan, pendapat serta harapan yang terdapat didalamnya seluruhnya menjadi milik PT Samuel Aset Manajemen. Sepanjang diketahui bahwa informasi yang terdapat dalam laporan dimaksud adalah benar atau tidak menyesatkan pada saat disajikan, PT Samuel Aset Manajemen tidak menjamin keakuratan atau kelengkapan dari laporan yang didasarkan pada kondisi tersebut. PT Samuel Aset Manajemen maupun officer atau karyawannya tidak bertanggung jawab apapun terhadap setiap kerugian yang langsung maupun tidak langsung sebagai akibat dari setiap penggunaan factsheet ini. Seluruh format angka dalam factsheet ini disajikan dalam format Bahasa Inggris.

This Factsheet is represented by PT Samuel Aset Manajemen for information purpose only. Under no circumstances is it to be used or considered as an offer to sell or a solicitation of any offer to buy. This Factsheet has been produce independently and the forecast, opinions and expectations contained herein are entirely those of PT Samuel Aset Manajemen. While all reasonable care has been taken to ensure that informations contained herein is not untrue or misleading at the time of publication, PT Samuel Aset Manajemen makes no representations as to its accuracy or completeness and it should be relied upon as such. Neither PT Samuel Aset Manajemen nor any officer or employee of PT Samuel Aset Manajemen accepts only liability whatsoever for any direct or consequential loss arising from any use of this factsheet. All the numbers presented in this factsheet are in English format.

SAM SUKUK SYARIAH SEJAHTERA

Reksa Dana Pendapatan Tetap Syariah/ *Sharia Fixed Income Fund*

30-Apr-19
NAV: 1,925.33

TUJUAN INVESTASI/ *INVESTMENT OBJECTIVE*

Untuk memperoleh imbal hasil yang stabil bagi pemegang Unit Penyertaan dengan berinvestasi pada efek Sukuk yang diterbitkan oleh Negara Republik Indonesia dan Korporasi yang berdomisili di Indonesia.

Aiming to obtain stable return for unit holders by investing in Indonesia government sukuk instrument and syariah-compliant money market instruments and/ or cash.

KEBIJAKAN INVESTASI/ *INVESTMENT POLICY*

Berinvestasi dengan komposisi investasi sebesar minimum 80% dan maksimum 98% pada efek Sukuk dan minimum 2% dan maksimum 20% pada efek Pasar Uang Syariah yang termasuk ke dalam Daftar Efek Syariah.

Investing with investment of a minimum composition of 80% and a maximum of 98% in Sukuk and minimum of 2% and a maximum of 20% on Syariah-compliant money market instruments that are listed in Daftar Efek Syariah.

PROFIL/ *PROFILE*

Type	Sharia Fixed Income Fund	
Inception Date	10-Feb-10	
Investment Policy	80%-98%	Sukuk Instrument
	2%-20%	Sharia-compliant money market instrument

KINERJA/ *PERFORMANCE*

Tingkat Imbal Hasil/ *Investment Return*

Period ended April 30, 2019 (Actual)

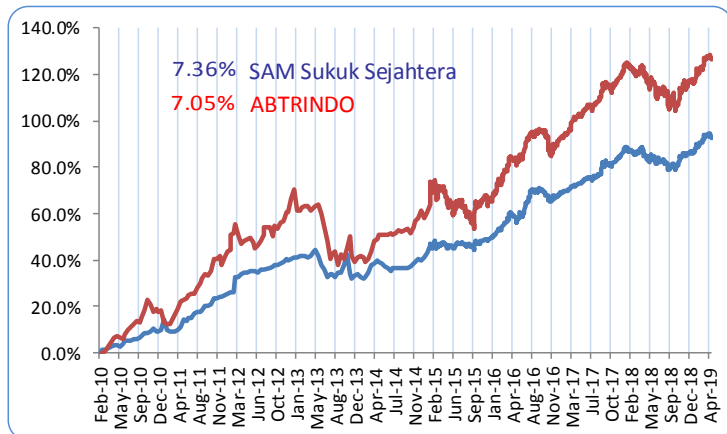
	1 MONTH	3 MONTHS	6 MONTHS	YTD	1 YEAR	CAGR SINCE INCEPTION
SAM Sukuk Syariah Sejahtera	-0.48%	2.77%	6.50%	3.43%	3.80%	7.36%
Indeks IDMA	-0.89%	1.99%	5.61%	1.54%	-4.16%	-1.27%
Indeks ABTRINDO	-0.05%	4.40%	9.11%	4.22%	2.78%	7.05%

Sepanjang April 2019 (YTD), SSS mengalami kenaikan sebesar +3.43%. Sementara Indeks ABTRINDO +4.22%

Throughout April 2019 (YTD), SSS increased by +3.43% vs +4.22% of ABTRINDO.

GRAFIK PERTUMBUHAN IMBAL HASIL/ *INVESTMENT RETURN GROWTH CHART*

Periode Sejak Pendirian/ *Since Inception Date* 10 February 2010 (CAGR)

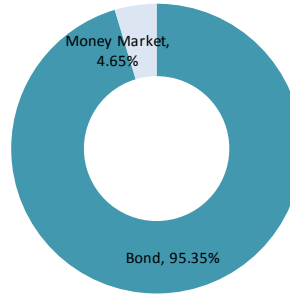


IDMA Index: Government Bond Index Price regardless of the coupon (source: Himdasun).

ABTRINDO Index: Government Bond Total Return Index which already takes into account the yield obtained from bonds coupon (source: Bloomberg).



ALOKASI ASET/ *ASSET ALLOCATION*

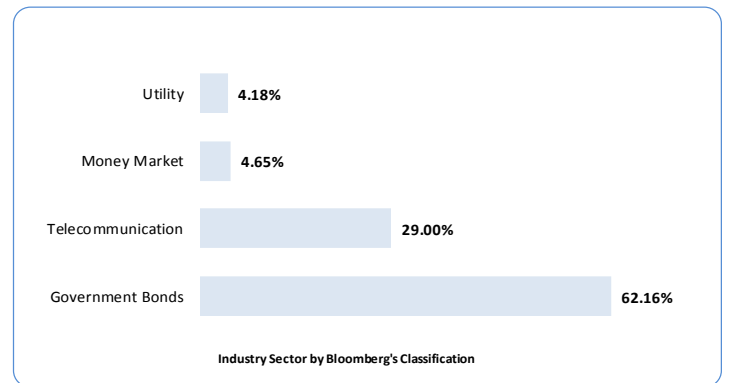


TINGKAT SUKU BUNGA/ *INTEREST RATE*

Interest Rate	1 Year %	Tax 20%
SBI	6.16	4.93
ATD 1mo	6.18	4.94
ATD 3mo	6.28	5.02
ATD 6mo	6.27	5.02
ATD 12mo	6.13	4.91

ATD (Average Time Deposit): Average time-deposit interest rate in 131 banks operating in Indonesia 1 Month, 3 Months, 6 Months and 12 Months (source: Bank Indonesia).

ALOKASI INDUSTRI/ *SECTOR ALLOCATION*



TOP 5 HOLDING (in alphabetical order)

Asset
Money Market
SBSN Seri PBS012
SBSN Seri PBS022
Sukuk Ijarah Bkljt I Indosat Thp III Tahun 2015 Seri B
Sukuk Ijarah Bkljt I XL Axiata Thp II Tahun 2017 Seri C

Penyertaan Minimum
Minimum Subscription
Rp 100.000

Dana Kelolaan/ *AUM*

Rp 74.4 Billion

Publikasi NAB/ *Publication of NAV Daily*
Koran: Bisnis Indonesia, Kontan dan Investor Indonesia

Bloomberg: SASUSYS IJ Equity

Kustodian/ *Custodian Bank*
Bank CIMB Niaga, Tbk

No. Rekening/ *Account Number*
Reksadana SAM Sukuk Syariah Sejahtera
No: 860002139100
Bank CIMB Niaga, Graha Niaga

Pelaporan/ *Reporting*
Bulanan/ *Monthly*

Subscription/ *Redemption*
Harian/ *Daily*