

# SAM SUKUK SYARIAH SEJAHTERA

Reksa Dana Pendapatan Tetap Syariah/ *Sharia Fixed Income Fund*

31-Jan-19  
NAV: 1,873.38

## TUJUAN INVESTASI/ INVESTMENT OBJECTIVE

Untuk memperoleh imbal hasil yang stabil bagi pemegang Unit Penyertaan dengan berinvestasi pada efek Sukuk yang diterbitkan oleh Negara Republik Indonesia dan Korporasi yang berdomisili di Indonesia.

*Aiming to obtain stable return for unit holders by investing in Indonesia government sukuk instrument and syariah-compliant money market instruments and/ or cash.*

## KEBIJAKAN INVESTASI/ INVESTMENT POLICY

Berinvestasi dengan komposisi investasi sebesar minimum 80% dan maksimum 98% pada efek Sukuk dan minimum 2% dan maksimum 20% pada efek Pasar Uang Syariah yang termasuk ke dalam Daftar Efek Syariah.

*Investing with investment of a minimum composition of 80% and a maximum of 98% in Sukuk and minimum of 2% and a maximum of 20% on Syariah-compliant money market instruments that are listed in Daftar Efek Syariah.*

## PROFIL/ PROFILE

Type	Sharia Fixed Income Fund	
Inception Date	10-Feb-10	
Investment Policy	80%-98%	Sukuk Instrument
	2%-20%	Sharia-compliant money market instrument

## KINERJA/ PERFORMANCE

Tingkat Imbal Hasil/ *Investment Return*

Period ended January 31, 2019 (Actual)

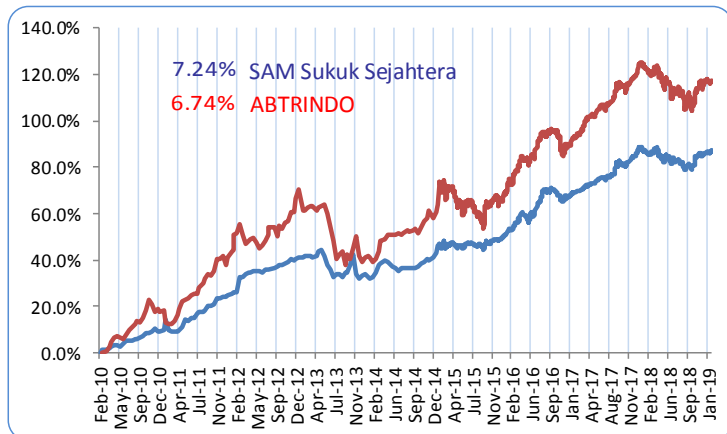
	1 MONTH	3 MONTHS	6 MONTHS	YTD	1 YEAR	CAGR SINCE INCEPTION
SAM Sukuk Syariah Sejahtera	0.64%	3.63%	2.66%	0.64%	0.17%	7.24%
Indeks IDMA	-0.44%	3.55%	-0.74%	-0.44%	-9.57%	-1.52%
Indeks ABTRINDO	-0.17%	4.52%	2.15%	-0.17%	-2.83%	6.74%

Sepanjang Januari 2019 (YTD), SSS mengalami kenaikan sebesar +0.64%. Sementara Indeks ABTRINDO -0.17%

*Throughout January 2019 (YTD), SSS increased by +0.64% vs -0.17% of ABTRINDO.*

## GRAFIK PERTUMBUHAN IMBAL HASIL/ INVESTMENT RETURN GROWTH CHART

Periode Sejak Pendirian/ *Since Inception Date* 10 February 2010 (CAGR)

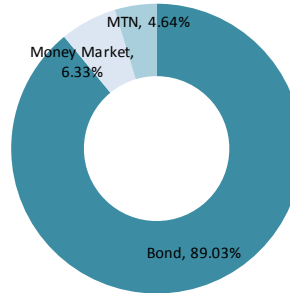


*IDMA Index: Government Bond Index Price regardless of the coupon (source: Himdasun).*

*ABTRINDO Index: Government Bond Total Return Index which already takes into account the yield obtained from bonds coupon (source: Bloomberg).*



## ALOKASI ASET/ ASSET ALLOCATION

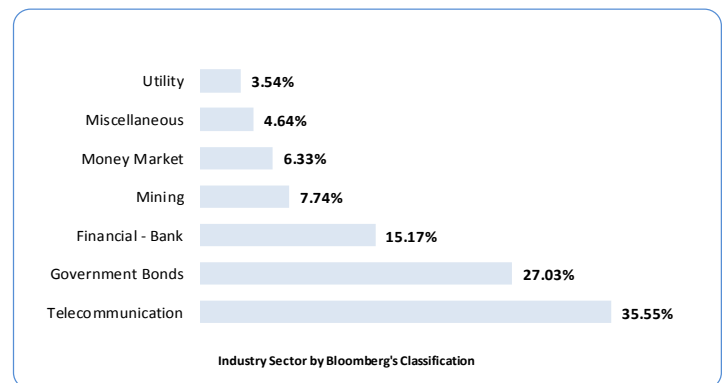


## TINGKAT SUKU BUNGA/ INTEREST RATE

Interest Rate	1 Year %	Tax 20%
SBI	6.50	5.20
ATD 1mo	6.34	5.07
ATD 3mo	6.37	5.10
ATD 6mo	6.24	4.99
ATD 12mo	6.15	4.92

*ATD (Average Time Deposit): Average time-deposit interest rate in 131 banks operating in Indonesia 1 Month, 3 Months, 6 Months and 12 Months (source: Bank Indonesia).*

## ALOKASI INDUSTRI/ SECTOR ALLOCATION



## TOP 5 HOLDING (in alphabetical order)

Asset
Obl Bkljt II Bank CIMB Niaga Thp IV Tahun 2018 Seri B
SBSN Seri PBS012
Sukuk Ijarah Bkljt I Indosat Thp III Tahun 2015 Seri B
Sukuk Ijarah Bkljt I Timah Thp I Tahun 2017 Seri B
Sukuk Ijarah Bkljt I XL Axiata Thp II Tahun 2017 Seri C

Penyertaan Minimum  
*Minimum Subscription*  
Rp 100.000

Dana Kelolaan/ *AUM*

Rp 86.1 Billion

Publikasi NAB/ *Publication of NAV Daily*  
Koran: Bisnis Indonesia, Kontan dan Investor Indonesia

Bloomberg: SASUSYS IJ Equity

Kustodian/ *Custodian Bank*  
Bank CIMB Niaga, Tbk

No. Rekening/ *Account Number*  
Reksadana SAM Sukuk Syariah Sejahtera  
No: 860002139100  
Bank CIMB Niaga, Graha Niaga

Pelaporan/ *Reporting*  
Bulanan/ *Monthly*

Subscription/ *Redemption*  
Harian/ *Daily*