

SAM SUKUK SYARIAH SEJAHTERA

Reksa Dana Pendapatan Tetap Syariah/ *Sharia Fixed Income Fund*

28-Dec-18
NAV: 1,861.49

TUJUAN INVESTASI/ INVESTMENT OBJECTIVE

Untuk memperoleh imbal hasil yang stabil bagi pemegang Unit Penyertaan dengan berinvestasi pada efek Sukuk yang diterbitkan oleh Negara Republik Indonesia dan Korporasi yang berdomisili di Indonesia.

Aiming to obtain stable return for unit holders by investing in Indonesia government sukuk instrument and syariah-compliant money market instruments and/ or cash.

KEBIJAKAN INVESTASI/ INVESTMENT POLICY

Berinvestasi dengan komposisi investasi sebesar minimum 80% dan maksimum 98% pada efek Sukuk dan minimum 2% dan maksimum 20% pada efek Pasar Uang Syariah yang termasuk ke dalam Daftar Efek Syariah.

Investing with investment of a minimum composition of 80% and a maximum of 98% in Sukuk and minimum of 2% and a maximum of 20% on Syariah-compliant money market instruments that are listed in Daftar Efek Syariah.

PROFIL/ PROFILE

Type	Sharia Fixed Income Fund	
Inception Date	10-Feb-10	
Investment Policy	80%-98%	Sukuk Instrument
	2%-20%	Sharia-compliant money market instrument

KINERJA/ PERFORMANCE

Tingkat Imbal Hasil/ *Investment Return*

Period ended December 28, 2018 (Actual)

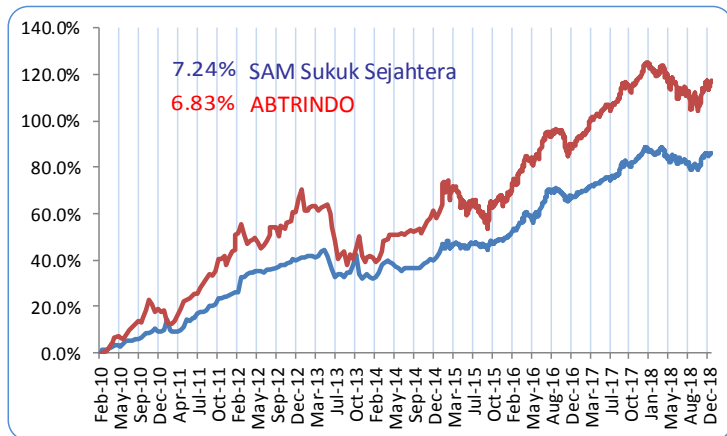
	1 MONTH	3 MONTHS	6 MONTHS	YTD	1 YEAR	CAGR SINCE INCEPTION
SAM Sukuk Syariah Sejahtera	0.28%	2.86%	2.60%	-0.02%	-0.02%	7.24%
Indeks IDMA	-0.65%	1.75%	-0.08%	-9.93%	-9.93%	-1.49%
Indeks ABTRINDO	0.39%	3.13%	3.82%	-1.75%	-1.75%	6.83%

Sepanjang Desember 2018 (YTD), SSS mengalami penurunan sebesar -0.02%. Sementara Indeks ABTRINDO -1.75%

Throughout December 2018 (YTD), SSS decreased by -0.02% vs -1.75% of ABTRINDO.

GRAFIK PERTUMBUHAN IMBAL HASIL/ INVESTMENT RETURN GROWTH CHART

Periode Sejak Pendirian/ *Since Inception Date* 10 February 2010 (CAGR)

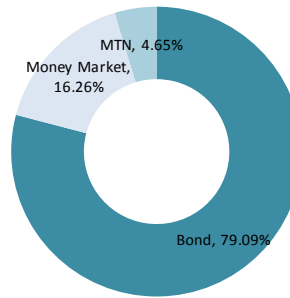


IDMA Index: Government Bond Index Price regardless of the coupon (source: Himdasun).

ABTRINDO Index: Government Bond Total Return Index which already takes into account the yield obtained from bonds coupon (source: Bloomberg).



ALOKASI ASET/ ASSET ALLOCATION

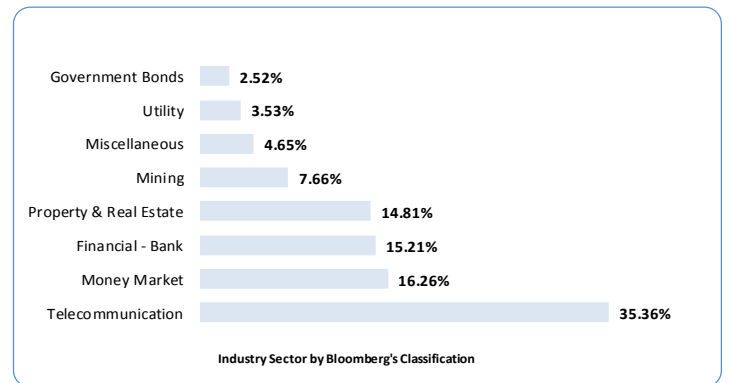


TINGKAT SUKU BUNGA/ INTEREST RATE

Interest Rate	1 Year %	Tax 20%
SBI	6.50	5.20
ATD 1mo	6.34	5.07
ATD 3mo	6.37	5.10
ATD 6mo	6.24	4.99
ATD 12mo	6.15	4.92

ATD (Average Time Deposit): Average time-deposit interest rate in 131 banks operating in Indonesia 1 Month, 3 Months, 6 Months and 12 Months (source: Bank Indonesia).

ALOKASI INDUSTRI/ SECTOR ALLOCATION



TOP 5 HOLDING (in alphabetical order)

Asset
Money Market
Obl Bkljt II Bank CIMB Niaga Thp IV Tahun 2018 Seri B
Sukuk Ijarah Bkljt 2 Summarecon Agung Thp I Th 2014
Sukuk Ijarah Bkljt I Indosat Thp III Tahun 2015 Seri B
Sukuk Ijarah Bkljt I XL Axiata Thp II Tahun 2017 Seri C

Penyertaan Minimum
Minimum Subscription
Rp 100.000

Dana Kelolaan/ *AUM*

Rp 85.9 Billion

Publikasi NAB/ *Publication of NAV Daily*
Koran: Bisnis Indonesia, Kontan dan Investor Indonesia

Bloomberg: SASUSYS IJ Equity

Kustodian/ *Custodian Bank*
Bank CIMB Niaga, Tbk

No. Rekening/ *Account Number*
Reksadana SAM Sukuk Syariah Sejahtera
No: 860002139100
Bank CIMB Niaga, Graha Niaga

Pelaporan/ *Reporting*
Bulanan/ *Monthly*

Subscription/ *Redemption*
Harian/ *Daily*