

# SAM DANA BERKEMBANG

Reksa Dana Campuran/ *Balanced Fund*

28-Dec-18  
NAV: 16,348.59

## TUJUAN INVESTASI/ *INVESTMENT OBJECTIVE*

Untuk memperoleh imbal hasil yang menarik, dengan investasi utama pada portofolio berimbang antara efek saham dan efek pendapatan tetap.

*To obtain attractive returns, with major investments in the portfolio balanced between Equity and fixed income.*

## KEBIJAKAN INVESTASI/ *INVESTMENT POLICY*

Menggunakan strategi alokasi aset secara aktif antara efek saham, pendapatan tetap dan pasar uang. Pengambilan keputusan investasi dilakukan berdasarkan pendekatan top-down dengan menggunakan riset yang mendalam, untuk memilih efek terbaik dari sektor terbaik.

*Using a strategy of active asset allocation amongst Equity, fixed income and money market. Investment decision made by top-down approach by using an in-depth research, to choose the best stock of the best sectors.*

## PROFIL/ *PROFILE*

Type	Balanced Fund	
Inception Date	05-Nov-97	
Investment Policy	1% - 79%	Equity
	1% - 79%	Fixed income instruments
	1% - 79%	Money market and/or cash equivalent instruments

## KINERJA/ *PERFORMANCE*

Tingkat Imbal Hasil/ *Investment Return*

Period ended December 28, 2018 (Actual)						CAGR
	1 MONTH	3 MONTHS	6 MONTHS	YTD	1 YEAR	SINCE INCEPTION
SAM Dana Berkembang	-0.30%	-12.85%	-10.72%	-9.60%	-9.60%	14.12%
Jakarta Composite Index	2.28%	3.65%	6.82%	-2.54%	-2.54%	12.73%

Semenjak diluncurkan pada 5 November 1997 SAM Dana Berkembang memberikan imbal hasil sebesar +14.12% dan IHSG sebesar +12.73% (disetahunkan).

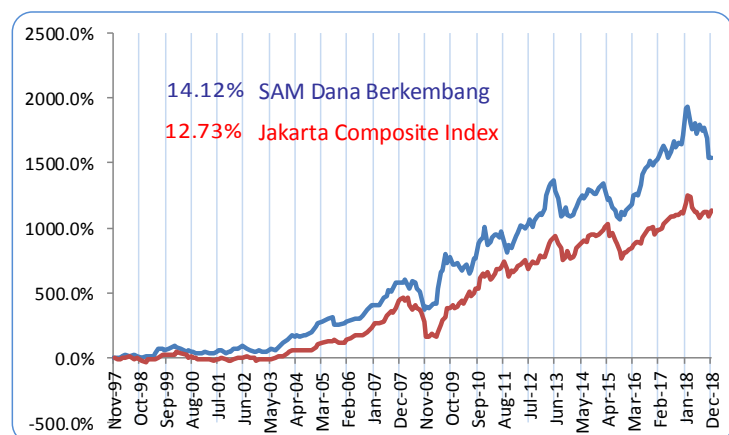
Sepanjang Desember 2018 (YTD), SDB membukukan penurunan sebesar -9.60%, dibandingkan dengan IHSG sebesar -2.54%.

*Since its launch on November 05, 1997 SAM Dana Berkembang provide return of +14.12% vs +12.73% of JCI (annualized).*

*Throughout December 2018 (YTD), SDB decreased by -9.60% vs -2.54% of JCI.*

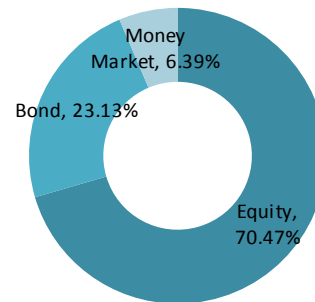
## GRAFIK PERTUMBUHAN IMBAL HASIL/ *INVESTMENT RETURN GROWTH CHART*

Periode Sejak Pendirian/ *Since Inception Date 5 Nov 1997 (CAGR)*

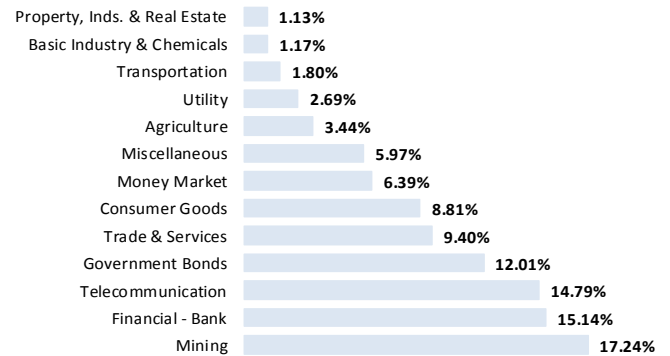


Warta Ekonomi  
Best Perform in Mixed Mutual Fund

## ALOKASI ASET/ *ASSET ALLOCATION*



## ALOKASI INDUSTRI/ *SECTOR ALLOCATION*



## TOP 5 HOLDING (in alphabetical order)

### Asset

- Bank Mandiri Persero Tbk PT
- Bank Rakyat Indonesia Persero Tbk PT
- Obligasi Negara Republik Indonesia Seri FR0077
- Unilever Indonesia Tbk PT
- United Tractors Tbk PT

Penyertaan Minimum/  
*Minimum Subscription*  
Rp 100,000

Dana Kelolaan/AUM

Rp 55.1 Billion

Publikasi NAB/ *Publication of Daily NAV*  
Koran: Bisnis Indonesia, Kontan dan Investor Indonesia

Bloomberg: SAMGRTI IJ Equity

Kustodian/ *Custodian Bank*  
Bank CIMB Niaga, Tbk

No. Rekening/ *Account Number*  
SAM Dana Berkembang  
No: 800029020400

Bank CIMB Niaga Cb. Graha Niaga

Pelaporan/ *Reporting*  
Bulanan/ *Monthly*

Subscription/ *Redemption*  
Harian/ *Daily*