

# SAM SYARIAH BERIMBANG

Reksa Dana Campuran Syariah/ *Sharia Balanced Fund*

28-Sep-18  
NAV: 1,680.34

## TUJUAN INVESTASI/ INVESTMENT OBJECTIVE

Untuk memperoleh imbal hasil yang optimal dengan berinvestasi pada efek sukuk, efek pasar uang syariah dan efek saham yang termasuk dalam Daftar Efek Syariah.

*Aiming to obtain optimal return for unit holders by investing in Syariah-compliant equity listed in Daftar Efek Syariah, sukuk instrument, and syariah-compliant money market instruments and / or cash.*

## KEBIJAKAN INVESTASI/ INVESTMENT POLICY

Menggunakan strategi alokasi aset secara aktif antara efek sukuk, pasar uang syariah dan saham syariah. Pengambilan keputusan investasi dilakukan berdasarkan pedekatan top-down dengan menggunakan riset yang mendalam, untuk memilih efek syariah terbaik dari sektor terbaik.

*Using a strategy of active asset allocation between Equity, fixed income and money market. Investment decision made by top-down approach and using an in-depth research, to choose the best stock of the best sectors in syariah-compliant securities.*

## PROFIL/ PROFILE

<b>Type</b>	Sharia Balanced Fund	
<b>Inception Date</b>	10-Feb-10	
<b>Investment Policy</b>	5%-75%	Sharia-compliant equity
	5%-75%	Sukuk instrument
	5%-75%	Sharia-compliant money market instrument

## KINERJA/ PERFORMANCE

Tingkat Imbal Hasil/ *Investment Return*

Period ended September 28, 2018 (Actual)						CAGR
	1 MONTH	3 MONTHS	6 MONTHS	YTD	1 YEAR	SINCE INCEPTION
<b>SAM Syariah Berimbang</b>	-1.45%	-0.55%	-3.23%	-3.63%	-6.83%	6.19%
Jakarta Islamic Index	0.76%	1.55%	-5.59%	-12.40%	-9.33%	5.94%
Indeks Saham Syariah Indonesia	-0.26%	2.79%	-3.00%	-6.20%	-3.33%	n.a.

Semenjak diluncurkan pada 10 Februari 2010 SAM Syariah Berimbang memberikan imbal hasil sebesar +6.19% dan JII sebesar +5.94% (disetahunkan).

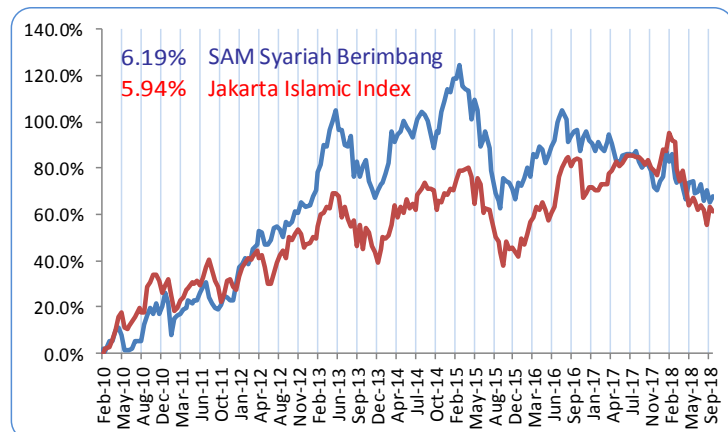
Sepanjang September 2018 (YTD), SSB mengalami penurunan sebesar -1.45%, dan JII sebesar +0.76%.

*Since its launch on February 10, 2010 SAM Syariah Berimbang total return is +6.19% vs +5.94% of JII (annualized).*

*Throughout September 2018 (YTD), SSB decreased by -1.45% vs +0.76% of JII.*

## GRAFIK PERTUMBUHAN IMBAL HASIL/ INVESTMENT RETURN GROWTH CHART

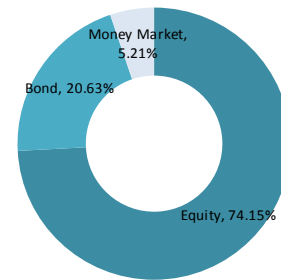
Periode Sejak Pendirian/ *Since Inception Date 10 February 2010 (CAGR)*



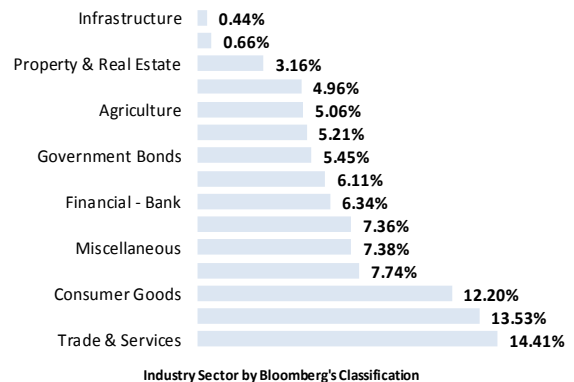
## AWARDS & RATING

2015 Aug	Majalah Investor	Best Sharia Balance Fund 5 yrs period	2013 Aug	Majalah Investor	Best Sharia Balance Fund 3 yrs period
2015 Mar	APRDI Bloomberg	Best Islamic Mixed Allocation Fund	2012 Nov	Majalah Investor	Rank #1 Balanced Fund 2012 YTD
2014 Aug	Majalah Investor	Best Sharia Balance Fund 3 yrs period	2012 Aug	Tabloid Kontan	Best Sharia Balanced Fund 1 yr period
2015 May	Lipster Reuters	Best Global Islamic Mixed Asset Fund	2011 Aug	Bisnis Indonesia	Best Sharia Balanced Fund 1 yr period
2014 Apr	APRDI Bloomberg	Best Islamic Mixed Allocation Fund			

## ALOKASI ASET/ ASSET ALLOCATION



## ALOKASI INDUSTRI/ SECTOR ALLOCATION



## TOP 5 HOLDING (in alphabetical order)

### Asset

Astra International Tbk PT

Integra Indocabinet Tbk PT

SBSN SERI PBS007

Surya Semesta Internusa Tbk PT

United Tractors Tbk PT

Penyertaan Minimum  
*Minimum Subscription*  
Rp 100.000

Dana Kelolaan/AUM

Rp 96.2 Billion

Publikasi NAB/ *Publication of Daily NAV*  
Koran: Bisnis Indonesia, Kontan dan Investor Indonesia

Bloomberg: SAMSBE IJ Equity

Kustodian/ *Custodian Bank*  
Bank CIMB Niaga, Tbk

No. Rekening/ *Account Number*  
Reksadana SAM Syariah Berimbang  
No: 860002138900  
Bank CIMB Niaga Cb. Graha Niaga

Pelaporan/ *Reporting*  
Bulanan/ *Monthly*

Subscription/ *Redemption*  
Harian/ *Daily*