

# SAM DANA BERKEMBANG

Reksa Dana Campuran/ *Balanced Fund*

28-Sep-18  
NAV: 18,759.97

## TUJUAN INVESTASI/ *INVESTMENT OBJECTIVE*

Untuk memperoleh imbal hasil yang menarik, dengan investasi utama pada portofolio berimbang antara efek saham dan efek pendapatan tetap.

*To obtain attractive returns, with major investments in the portfolio balanced between Equity and fixed income.*

## KEBIJAKAN INVESTASI/ *INVESTMENT POLICY*

Menggunakan strategi alokasi aset secara aktif antara efek saham, pendapatan tetap dan pasar uang. Pengambilan keputusan investasi dilakukan berdasarkan pendekatan top-down dengan menggunakan riset yang mendalam, untuk memilih efek terbaik dari sektor terbaik.

*Using a strategy of active asset allocation amongst Equity, fixed income and money market. Investment decision made by top-down approach by using an in-depth research, to choose the best stock of the best sectors.*

## PROFIL/ *PROFILE*

<b>Type</b>	Balanced Fund	
<b>Inception Date</b>	05-Nov-97	
<b>Investment Policy</b>	1% - 79%	Equity
	1% - 79%	Fixed income instruments
	1% - 79%	Money market and/or cash equivalent instruments

## KINERJA/ *PERFORMANCE*

Tingkat Imbal Hasil/ *Investment Return*

Period ended September 28, 2018 (Actual)

	1 MONTH	3 MONTHS	6 MONTHS	YTD	1 YEAR	CAGR SINCE INCEPTION
<b>SAM Dana Berkembang</b>	1.17%	2.45%	-1.49%	3.73%	8.92%	15.05%
Jakarta Composite Index	-0.70%	3.06%	-3.43%	-5.96%	1.28%	12.70%

Semenjak diluncurkan pada 5 November 1997 SAM Dana Berkembang memberikan imbal hasil sebesar +15.05% dan IHSG sebesar +12.70% (disetahunkan).

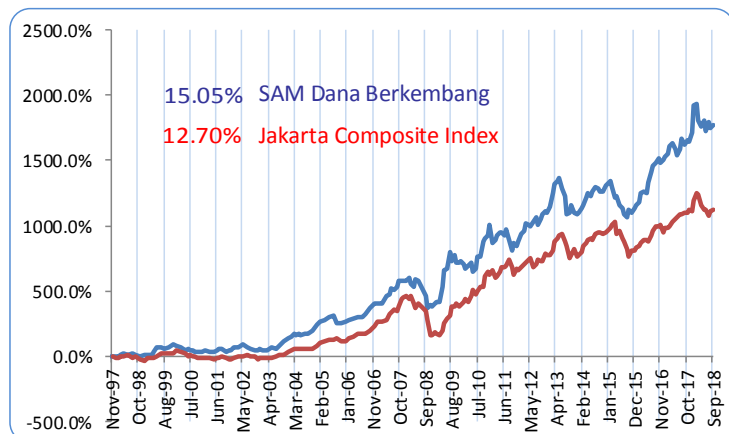
Sepanjang September 2018 (YTD), SDB membukukan kenaikan sebesar +1.17%, dibandingkan dengan IHSG sebesar -0.70%.

*Since its launch on November 05, 1997 SAM Dana Berkembang provide return of +15.05% vs +12.70% of JCI (annualized).*

*Throughout September 2018 (YTD), SDB increased by 1.17% vs -0.70% of JCI.*

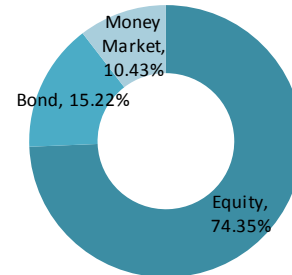
## GRAFIK PERTUMBUHAN IMBAL HASIL/ *INVESTMENT RETURN GROWTH CHART*

Periode Sejak Pendirian/ *Since Inception Date 5 Nov 1997 (CAGR)*

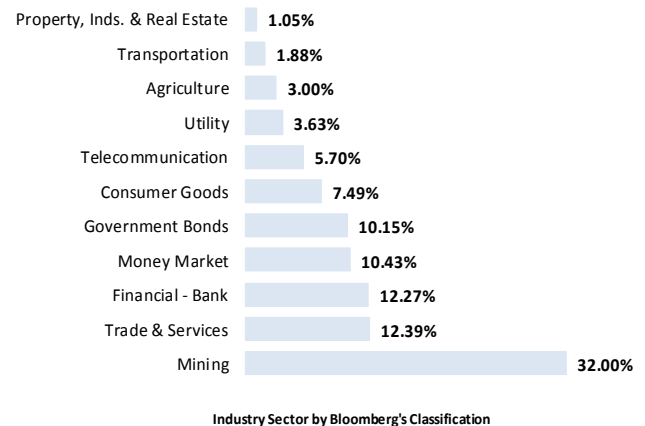


Warta Ekonomi  
BEST PERFORM IN MIXED MUTUAL FUND

## ALOKASI ASET/ *ASSET ALLOCATION*



## ALOKASI INDUSTRI/ *SECTOR ALLOCATION*



## TOP 5 HOLDING (in alphabetical order)

### Asset

Adaro Energy Tbk PT

Bank Mandiri Persero Tbk PT

Medco Energi Internasional Tbk PT

Money Market

United Tractors Tbk PT

Penyertaan Minimum/  
Minimum Subscription  
Rp 100,000

Dana Kelolaan/AUM

Rp 62.0 Billion

Publikasi NAB/ *Publication of Daily NAV*  
Koran: Bisnis Indonesia, Kontan dan Investor Indonesia

Bloomberg: SAMGRTI IJ Equity

Kustodian/ *Custodian Bank*  
Bank CIMB Niaga, Tbk

No. Rekening/ *Account Number*  
SAM Dana Berkembang  
No: 800029020400

Bank CIMB Niaga Cb. Graha Niaga

Pelaporan/ *Reporting*  
Bulanan/ *Monthly*

Subscription/ *Redemption*  
Harian/ *Daily*