



YOUR LIFELONG INVESTMENT PARTNER



SAM SYARIAH BERIMBANG

Reksa Dana Campuran Syariah/ *Sharia Balanced Fund*

31-Oct-18
NAV: 1,602.77

TUJUAN INVESTASI/ *INVESTMENT OBJECTIVE*

Untuk memperoleh imbal hasil yang optimal dengan berinvestasi pada efek sukuk, efek pasar uang syariah dan efek saham yang termasuk dalam Daftar Efek Syariah.

Aiming to obtain optimal return for unit holders by investing in Syariah-compliant equity listed in Daftar Efek Syariah, sukuk instrument, and syariah-compliant money market instruments and / or cash.

KEBIJAKAN INVESTASI/ *INVESTMENT POLICY*

Menggunakan strategi alokasi aset secara aktif antara efek sukuk, pasar uang syariah dan saham syariah. Pengambilan keputusan investasi dilakukan berdasarkan pedekatan top-down dengan menggunakan riset yang mendalam, untuk memilih efek syariah terbaik dari sektor terbaik.

Using a strategy of active asset allocation between Equity, fixed income and money market. Investment decision made by top-down approach and using an in-depth research, to choose the best stock of the best sectors in syariah-compliant securities.

PROFIL/ *PROFILE*

Type	Sharia Balanced Fund		
Inception Date	10-Feb-10		
Investment Policy	5%-75%	Sharia-compliant equity	
	5%-75%	Sukuk instrument	
	5%-75%	Sharia-compliant money market instrument	

KINERJA/ *PERFORMANCE*

Tingkat Imbal Hasil/ *Investment Return*

Period ended October 31, 2018 (Actual)

	1 MONTH	3 MONTHS	6 MONTHS	YTD	1 YEAR	CAGR SINCE INCEPTION
SAM Syariah Berimbang	-4.62%	-7.39%	-6.51%	-8.08%	-11.83%	5.55%
Jakarta Islamic Index	-2.05%	-0.58%	-6.05%	-14.20%	-10.62%	5.63%
Indeks Saham Syariah Indonesia	-2.22%	-1.48%	-3.75%	-8.28%	-6.30%	n.a.

Semenjak diluncurkan pada 10 Februari 2010 SAM Syariah Berimbang memberikan imbal hasil sebesar +5.55% dan JII sebesar +5.63% (disetahunkan).

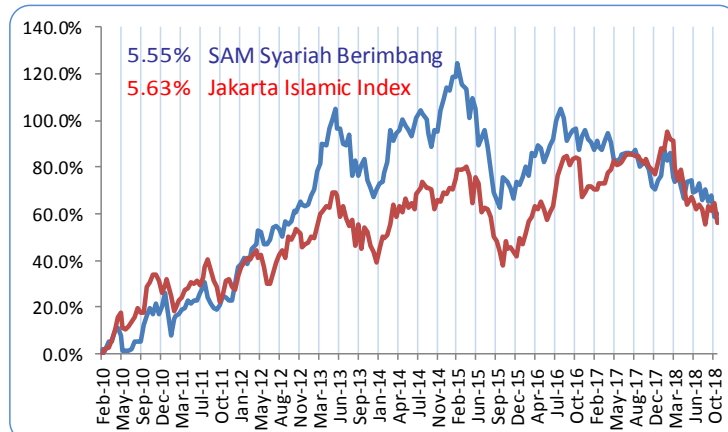
Sepanjang Oktober 2018 (YTD), SSB mengalami penurunan sebesar -4.62%, dan JII sebesar -2.05%.

Since its launch on February 10, 2010 SAM Syariah Berimbang total return is +5.55% vs +5.63% of JII (annualized).

Throughout October 2018 (YTD), SSB decreased by -4.62% vs -2.05% of JII.

GRAFIK PERTUMBUHAN IMBAL HASIL/ *INVESTMENT RETURN GROWTH CHART*

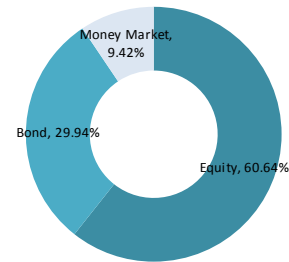
Periode Sejak Pendirian/ *Since Inception Date 10 February 2010 (CAGR)*



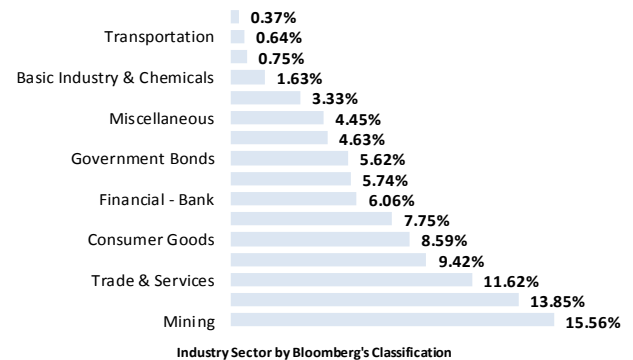
AWARDS & RATING

2015 Aug	Majalah Investor	Best Sharia Balance Fund 5 yrs period	2013 Aug	Majalah Investor	Best Sharia Balance Fund 3 yrs period
2015 Mar	APRD Bloomberg	Best Islamic Mixed Allocation Fund	2012 Nov	Majalah Investor	Rank #1 Balanced Fund 2012 YTD
2014 Aug	Majalah Investor	Best Sharia Balance Fund 3 yrs period	2012 Aug	Tabloid Kontan	Best Sharia Balance Fund 1 yr period
2015 May	Lip per Reuters	Best Global Islamic Mixed Asset Fund	2011 Aug	Bisnis Indonesia	Best Sharia Balance Fund 1 yr period
2014 Apr	APRD Bloomberg	Best Islamic Mixed Allocation Fund			

ALOKASI ASET/ *ASSET ALLOCATION*



ALOKASI INDUSTRI/ *SECTOR ALLOCATION*



TOP 5 HOLDING (in alphabetical order)

Asset
Money Market
SBSN SERI PBS007
Sukuk Ijarah Bkljt I XL Axiata Thp II Tahun 2017 Seri C
Surya Semesta Internusa Tbk PT
United Tractors Tbk PT

Penyertaan Minimum
Minimum Subscription
Rp 100.000

Dana Kelolaan/AUM

Rp 91.4 Billion

Publikasi NAB/ *Publication of Daily NAV*
Koran: Bisnis Indonesia, Kontan dan Investor Indonesia

Bloomberg: SAMSBE IJ Equity

Kustodian/ *Custodian Bank*
Bank CIMB Niaga, Tbk

No. Rekening/ *Account Number*
Reksadana SAM Syariah Berimbang
No: 860002138900
Bank CIMB Niaga Cb. Graha Niaga

Pelaporan/ *Reporting*
Bulanan/ *Monthly*

Subscription/ *Redemption*
Harian/ *Daily*



DOKUMEN INI BERSI INFORMASI YANG HANYA BERGUNA BAGI PENERIMA YANG BERKEPENTINGAN. INVESTASI MELALUI REKSA DANA MENGANDUNG RISIKO. CALON INVESTOR WAJIB MEMBACA DAN MEMAHAMI PROSPEKTUS DAN TATA CARA BERTRANSAKSI SEBELUM BERINVESTASI MELALUI REKSA DANA. KINERJA MASA LALU TIDAK MENCERMINKAN KINERJA MASA DATANG. THIS DOCUMENT CONTAINS INFORMATION THAT ONLY USEFUL FOR BENEFICIARY CONCERNED. MUTUAL FUNDS INVESTMENT RISKS INCLUDE. PROSPECTIVE INVESTORS MUST READ AND UNDERSTAND THE PROSPECTUS AND PROCEDURES FOR TRADING BEFORE INVESTING IN MUTUAL FUNDS. PAST PERFORMANCE IS NOT INDICATIVE OF FUTURE PERFORMANCE.