

# SAM BETA PLUS EQUITY FUND

Reksa Dana Saham/ *Equity Fund*

31-Aug-18  
NAV: 1,016.48

## TUJUAN INVESTASI/ *INVESTMENT OBJECTIVE*

Memperoleh hasil pertumbuhan jangka panjang dari investasi pada Efek bersifat ekuitas yang aktif diperdagangkan termasuk saham *blue-chip* yang memiliki fundamental yang baik dan pada instrumen pasar uang dan/atau deposito berdasarkan riset mendalam dan strategi pengelolaan secara aktif.

*Aiming to obtain long term growth by investing in equities including blue-chip stocks and Market instruments and / or time deposits.*

## KEBIJAKAN INVESTASI/ *INVESTMENT POLICY*

Minimum 80% (delapan puluh persen) dan maksimum 100% (seratus persen) dari Nilai Aktiva Bersih pada Efek bersifat ekuitas; dan minimum 0% (nol persen) dan maksimum 20% (dua puluh persen) dari Nilai Aktiva Bersih pada instrumen pasar uang dalam negeri dan/atau deposito; sesuai dengan peraturan perundang-undangan yang berlaku di Indonesia.

*Minimum 80% (eighty percent) and maximum 100% (one hundred percent) of the Net Asset Value in equity; and minimum 0% (zero percent) and maximum 20% (twenty percent) of the Net Asset Value in domestic money market instruments and / or time deposits; in accordance with the Indonesian Law and Regulation.*

## PROFIL/ *PROFILE*

Type	Equity Fund
Inception Date	12-Sep-17
Investment Policy	80%-100% Equity 0%-20% Money market instrument and or cash

## KINERJA/ *PERFORMANCE*

Tingkat Imbal Hasil/ *Investment Return*

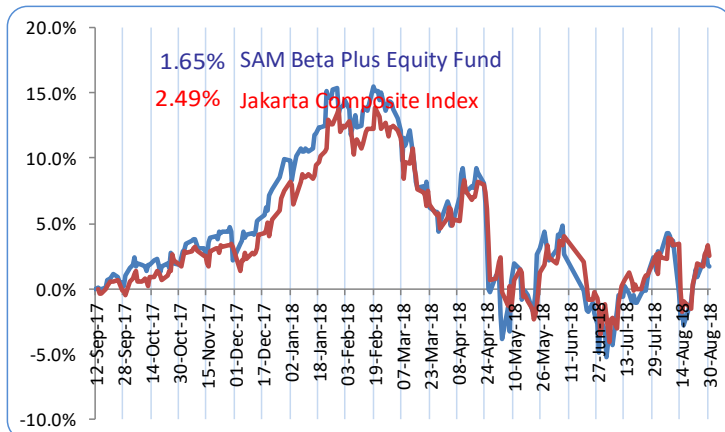
	Period ended August 31, 2018 (Actual)					
	1 MONTH	3 MONTHS	6 MONTHS	YTD	1 YEAR	SINCE INCEPTION
<b>SAM Beta Plus Equity Fund</b>	<b>0.29%</b>	<b>-0.48%</b>	<b>-11.11%</b>	<b>-7.55%</b>	<b>n.a.</b>	<b>1.65%</b>
Jakarta Composite Index	1.38%	0.58%	-8.77%	-5.31%	2.63%	2.49%

Diluncurkan perdana pada 12 September 2017, SAM Beta Plus Equity Fund memberikan imbal hasil sebesar 1.65% dibandingkan Jakarta Composite Index sebesar 2.4909%.

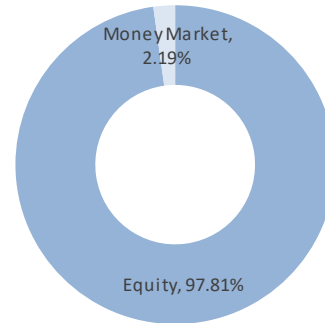
*Launched in 12 September 2017, SAM Beta Plus Equity Fund booked total return 1.65% vs 2.49% of JCI.*

## GRAFIK PERTUMBUHAN IMBAL HASIL/ *INVESTMENT RETURN GROWTH CHART*

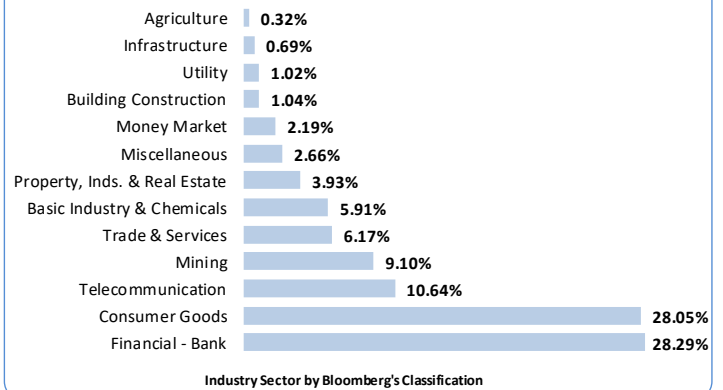
Periode Sejak Pendirian/ *Since Inception* 12 September 2017 (CAGR)



## ALOKASI ASET/ *ASSET ALLOCATION*



## ALOKASI INDUSTRI/ *SECTOR ALLOCATION*



## TOP 5 HOLDING (in alphabetical order)

Asset
Bank Central Asia Tbk PT
Bank Mandiri Persero Tbk PT
Gudang Garam Tbk PT
Hanjaya Mandala Sampoerna Tbk PT
Telekomunikasi Indonesia Persero Tbk PT

Penyertaan Minimum  
*Minimum Subscription*  
Rp 100.000

Dana Kelolaan/ *AUM*  
**Rp 190.8 Billion**

Publikasi NAB/ *Publication of Daily NAV*  
Koran: Bisnis Indonesia, Kontan dan Investor Indonesia

Kustodian/ *Custodian Bank*  
Bank CIMB Niaga, Tbk

No. Rekening/ *Account Number*  
Reksa Dana SAM Beta Plus Equity Fund  
No. 800148308400  
CIMB Niaga Cb. Sudirman Tower

Pelaporan/ *Reporting*  
Bulanan/ *Monthly*

Subscription/ *Redemption*  
Harian/ *Daily*