

# SAM SUKUK SYARIAH SEJAHTERA

Reksa Dana Pendapatan Tetap Syariah/ *Sharia Fixed Income Fund*

31-Aug-18

NAV: 1,812.58

## TUJUAN INVESTASI/ INVESTMENT OBJECTIVE

Untuk memperoleh imbal hasil yang stabil bagi pemegang Unit Penyertaan dengan berinvestasi pada efek Sukuk yang diterbitkan oleh Negara Republik Indonesia dan Korporasi yang berdomisili di Indonesia.

*Aiming to obtain stable return for unit holders by investing in Indonesia government sukuk instrument and syariah-compliant money market instruments and/ or cash.*

## KEBIJAKAN INVESTASI/ INVESTMENT POLICY

Berinvestasi dengan komposisi investasi sebesar minimum 80% dan maksimum 98% pada efek Sukuk dan minimum 2% dan maksimum 20% pada efek Pasar Uang Syariah yang termasuk ke dalam Daftar Efek Syariah.

*Investing with investment of a minimum composition of 80% and a maximum of 98% in Sukuk and minimum of 2% and a maximum of 20% on Syariah-compliant money market instruments that are listed in Daftar Efek Syariah.*

## PROFIL/ PROFILE

<b>Type</b>	Sharia Fixed Income Fund	
<b>Inception Date</b>	10-Feb-10	
<b>Investment Policy</b>	80%-98%	Sukuk Instrument
	2%-20%	Sharia-compliant money market instrument

## KINERJA/PERFORMANCE

Tingkat Imbal Hasil/ *Investment Return*

Period ended August 31, 2018 (Actual)

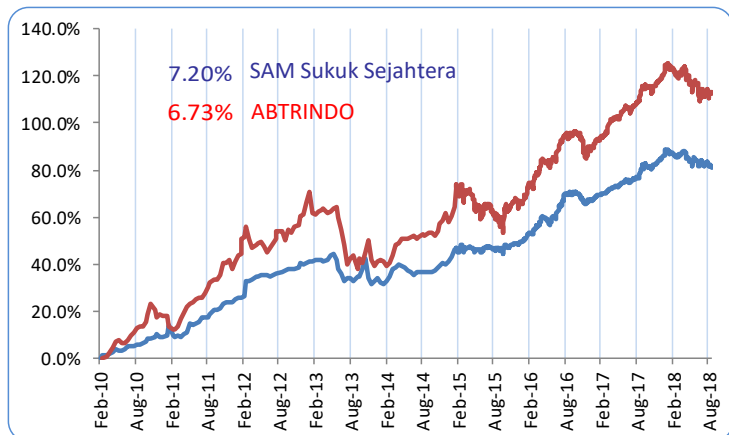
	1 MONTH	3 MONTHS	6 MONTHS	YTD	1 YEAR	CAGR SINCE INCEPTION
<b>SAM Sukuk Syariah Sejahtera</b>	-0.68%	-1.62%	-2.44%	-2.64%	1.22%	7.20%
Indeks IDMA	-1.80%	-5.75%	-8.69%	-11.28%	-10.05%	-1.72%
Indeks ABTRINDO	-0.65%	-3.00%	-4.41%	-4.61%	-0.30%	6.73%

Sepanjang Agustus 2018 (YTD), SSS mengalami penurunan sebesar -2.64%. Sementara Indeks ABTRINDO -4.61%

*Throughout August 2018 (YTD), SSS decreased by -2.64% vs -4.61% of ABTRINDO.*

## GRAFIK PERTUMBUHAN IMBAL HASIL/ INVESTMENT RETURN GROWTH CHART

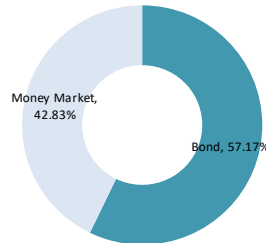
Periode Sejak Pendirian/ *Since Inception Date* 10 February 2010 (CAGR)



*IDMA Index: Government Bond Index Price regardless of the coupon (source: Himdasun).*

*ABTRINDO Index: Government Bond Total Return Index which already takes into account the yield obtained from bonds coupon (source: Bloomberg).*

## ALOKASI ASET/ ASSET ALLOCATION

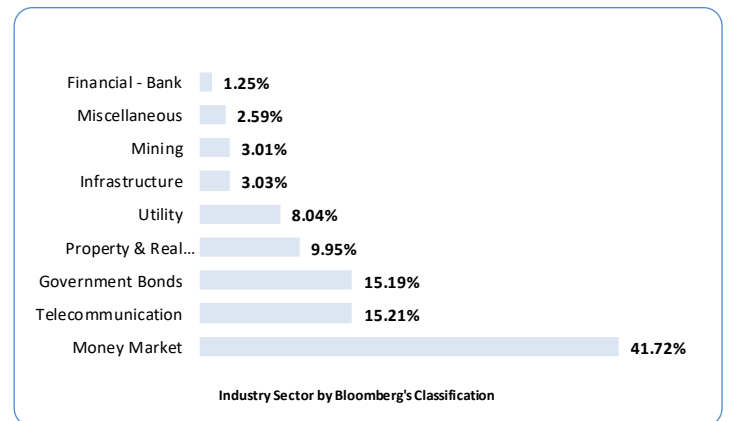


## TINGKAT SUKU BUNGA/ INTEREST RATE

Interest Rate	1 Year %	Tax 20%
SBI	6.50	5.20
ATD 1mo	5.83	4.66
ATD 3mo	5.99	4.79
ATD 6mo	5.94	4.75
ATD 12mo	5.84	4.68

*ATD (Average Time Deposit): Average time-deposit interest rate in 131 banks operating in Indonesia 1 Month, 3 Months, 6 Months and 12 Months (source: Bank Indonesia).*

## ALOKASI INDUSTRI/ SECTOR ALLOCATION



## TOP 5 HOLDING (in alphabetical order)

Asset
Money Market
SBSN SERI PBS012
Sukuk Ijarah Bkljt 2 Summarecon Agung Thp I Th 2014
Sukuk Ijarah Bkljt I Indosat Thp III Tahun 2015 Seri B
Sukuk Ijarah Bkljt I XL Axiata Thp I Tahun 2015 Seri B

Penyertaan Minimum  
*Minimum Subscription*  
Rp 250.000

Dana Kelolaan/ *AUM*

Rp 154.3 Billion

Publikasi NAB/ *Publication of NAV Daily*  
Koran: Bisnis Indonesia, Kontan dan Investor Indonesia

Bloomberg: SASUSYS IJ Equity

Kustodian/ *Custodian Bank*  
Bank CIMB Niaga, Tbk

No. Rekening/ *Account Number*  
Reksadana SAM Sukuk Syariah Sejahtera  
No: 860002139100  
Bank CIMB Niaga, Graha Niaga

Pelaporan/ *Reporting*  
Bulanan/ *Monthly*

Subscription/ *Redemption*  
Harian/ *Daily*