

# SAM SYARIAH BERIMBANG

Reksa Dana Campuran Syariah/ *Sharia Balanced Fund*

31-Aug-18  
NAV: 1,705.09

## TUJUAN INVESTASI/ *INVESTMENT OBJECTIVE*

Untuk memperoleh imbal hasil yang optimal dengan berinvestasi pada efek sukuk, efek pasar uang syariah dan efek saham yang termasuk dalam Daftar Efek Syariah.

*Aiming to obtain optimal return for unit holders by investing in Syariah-compliant equity listed in Daftar Efek Syariah, sukuk instrument, and syariah-compliant money market instruments and / or cash.*

## KEBIJAKAN INVESTASI/ *INVESTMENT POLICY*

Menggunakan strategi alokasi aset secara aktif antara efek sukuk, pasar uang syariah dan saham syariah. Pengambilan keputusan investasi dilakukan berdasarkan pedekatan top-down dengan menggunakan riset yang mendalam, untuk memilih efek syariah terbaik dari sektor terbaik.

*Using a strategy of active asset allocation between Equity, fixed income and money market. Investment decision made by top-down approach and using an in-depth research, to choose the best stock of the best sectors in syariah-compliant securities.*

## PROFIL/ *PROFILE*

<b>Type</b>	Sharia Balanced Fund	
<b>Inception Date</b>	10-Feb-10	
<b>Investment Policy</b>	5%-75%	Sharia-compliant equity
	5%-75%	Sukuk instrument
	5%-75%	Sharia-compliant money market instrument

## KINERJA/ *PERFORMANCE*

Tingkat Imbal Hasil/ *Investment Return*

Period ended August 31, 2018 (Actual)

	1 MONTH	3 MONTHS	6 MONTHS	YTD	1 YEAR	CAGR SINCE INCEPTION
<b>SAM Syariah Berimbang</b>	-1.48%	-1.86%	-8.36%	-2.21%	-8.95%	6.43%
Jakarta Islamic Index	0.74%	-2.30%	-14.50%	-13.06%	-11.57%	5.91%
Indeks Saham Syariah Indonesia	1.02%	0.87%	-8.77%	-5.95%	-4.04%	n.a.

Sejak diluncurkan pada 10 Februari 2010 SAM Syariah Berimbang memberikan imbal hasil sebesar +6.43% dan JII sebesar +5.91% (disetahunkan).

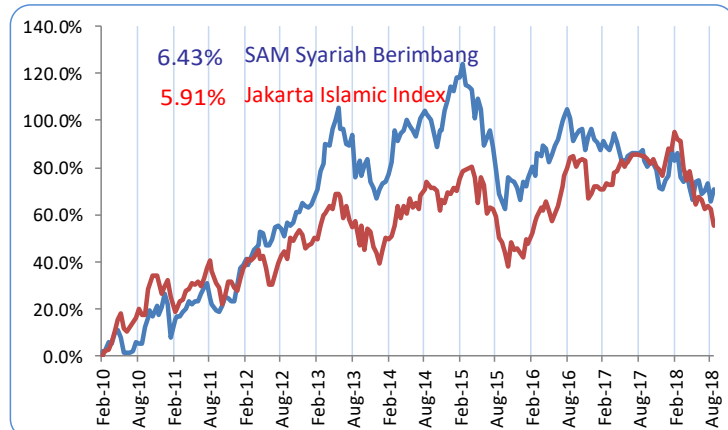
Sepanjang Agustus 2018 (YTD), SSB mengalami penurunan sebesar -2.21%, dan JII sebesar -13.06%.

*Since its launch on February 10, 2010 SAM Syariah Berimbang total return is +6.43% vs +5.91% of JII (annualized).*

*Throughout August 2018 (YTD), SSB decreased by -2.21% vs -13.06% of JII.*

## GRAFIK PERTUMBUHAN IMBAL HASIL/ *INVESTMENT RETURN GROWTH CHART*

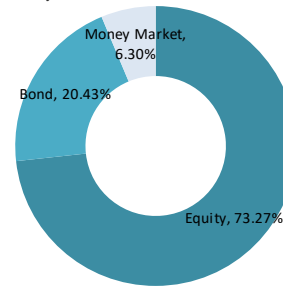
Periode Sejak Pendirian/ *Since Inception Date 10 February 2010 (CAGR)*



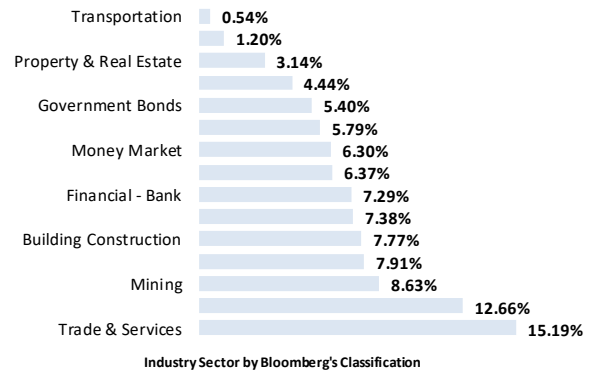
## AWARDS & RATING

2015 Aug	Majalah Investor	Best Sharia Balance Fund 5 yrs period	2013 Aug	Majalah Investor	Best Sharia Balance Fund 3 yrs period
2015 Mar	APRDI Bloomberg	Best Islamic Mixed Allocation Fund	2012 Nov	Majalah Investor	Rank #1 Balanced Fund 2012 YTD
2014 Aug	Majalah Investor	Best Sharia Balance Fund 3 yrs period	2012 Aug	Tabloid Kontan	Best Sharia Balanced Fund 1 yr period
2015 May	Lipper Reuters	Best Global Islamic Mixed Asset Fund	2011 Aug	Bisnis Indonesia	Best Sharia Balanced Fund 1 yr period
2014 Apr	APRDI Bloomberg	Best Islamic Mixed Allocation Fund			

## ALOKASI ASET/ *ASSET ALLOCATION*



## ALOKASI INDUSTRI/ *SECTOR ALLOCATION*



## TOP 5 HOLDING (in alphabetical order)

Asset
Astra International Tbk PT
Money Market
SBSN SERI PBS007
Surya Semesta Internusa Tbk PT
United Tractors Tbk PT

<b>Penyertaan Minimum</b> <i>Minimum Subscription</i> Rp 250.000	<b>Kustodian/ Custodian Bank</b> Bank CIMB Niaga, Tbk
<b>Dana Kelolaan/AUM</b> Rp 97.8 Billion	<b>No. Rekening/ Account Number</b> Reksadana SAM Syariah Berimbang No: 860002138900 Bank CIMB Niaga Cb. Graha Niaga
<b>Publikasi NAB/ Publication of Daily NAV</b> Koran: Bisnis Indonesia, Kontan dan Investor Indonesia	<b>Pelaporan/ Reporting</b> Bulanan/ Monthly  Subscription/ Redemption Harian/ Daily
<b>Bloomberg:</b> SAMSBE IJ Equity	