

SAM DANA BERKEMBANG

Reksa Dana Campuran/ *Balanced Fund*

31-Aug-18
NAV: 18,542.85

TUJUAN INVESTASI/ *INVESTMENT OBJECTIVE*

Untuk memperoleh imbal hasil yang menarik, dengan investasi utama pada portofolio berimbang antara efek saham dan efek pendapatan tetap.

To obtain attractive returns, with major investments in the portfolio balanced between Equity and fixed income.

KEBIJAKAN INVESTASI/ *INVESTMENT POLICY*

Menggunakan strategi alokasi aset secara aktif antara efek saham, pendapatan tetap dan pasar uang. Pengambilan keputusan investasi dilakukan berdasarkan pendekatan top-down dengan menggunakan riset yang mendalam, untuk memilih efek terbaik dari sektor terbaik.

Using a strategy of active asset allocation amongst Equity, fixed income and money market. Investment decision made by top-down approach by using an in-depth research, to choose the best stock of the best sectors.

PROFIL/ *PROFILE*

Type	Balanced Fund	
Inception Date	05-Nov-97	
Investment Policy	1% - 79%	Equity
	1% - 79%	Fixed income instruments
	1% - 79%	Money market and/or cash equivalent instruments

KINERJA/ *PERFORMANCE*

Tingkat Imbal Hasil/ *Investment Return*

	Period ended August 31, 2018 (Actual)					
	1 MONTH	3 MONTHS	6 MONTHS	YTD	1 YEAR	CAGR SINCE INCEPTION
SAM Dana Berkembang	-2.13%	-2.64%	-8.83%	2.53%	5.23%	15.05%
Jakarta Composite Index	1.38%	0.58%	-8.77%	-5.31%	2.63%	12.78%

Semenjak diluncurkan pada 5 November 1997 SAM Dana Berkembang memberikan imbal hasil sebesar +15.05% dan IHSG sebesar +12.78% (disetahunkan).

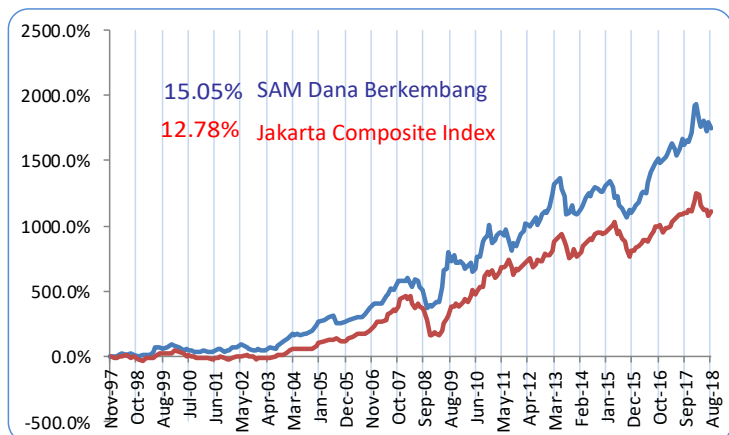
Sepanjang Agustus 2018 (YTD), SDB membukukan kenaikan sebesar 2.53%, dibandingkan dengan IHSG sebesar -5.31%.

Since its launch on November 05, 1997 SAM Dana Berkembang provide return of +15.05% vs +12.78% of JCI (annualized).

Throughout August 2018 (YTD), SDB increased by 2.53% vs -5.31% of JCI.

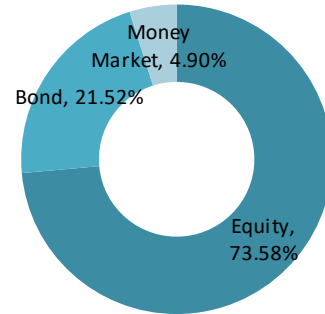
GRAFIK PERTUMBUHAN IMBAL HASIL/ *INVESTMENT RETURN GROWTH CHART*

Periode Sejak Pendirian/ *Since Inception Date 5 Nov 1997 (CAGR)*

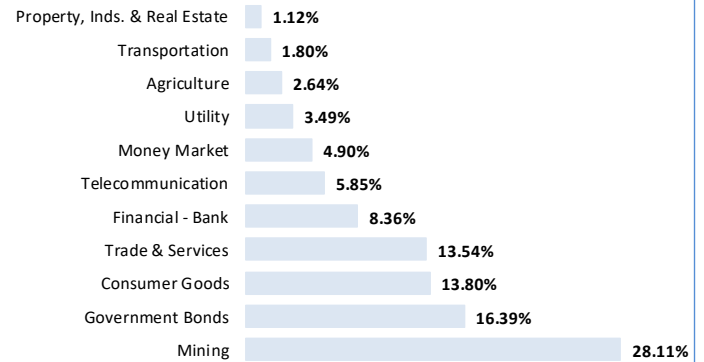


Warta Ekonomi
BEST PERFORM IN MIXED MUTUAL FUND

ALOKASI ASET/ *ASSET ALLOCATION*



ALOKASI INDUSTRI/ *SECTOR ALLOCATION*



Industry Sector by Bloomberg's Classification

TOP 5 HOLDING (in alphabetical order)

Asset

Adaro Energy Tbk PT

Medco Energi Internasional Tbk PT

Obligasi Negara Republik Indonesia Seri FR0064

Unilever Indonesia Tbk PT

United Tractors Tbk PT

Penyertaan Minimum/
Minimum Subscription
Rp 250,000

Dana Kelolaan/AUM

Rp 61.3 Billion

Publikasi NAB/ *Publication of Daily NAV*
Koran: Bisnis Indonesia, Kontan dan Investor Indonesia

Bloomberg: SAMGRTI IJ Equity

Kustodian/ *Custodian Bank*
Bank CIMB Niaga, Tbk

No. Rekening/ *Account Number*

SAM Dana Berkembang
No: 800029020400

Bank CIMB Niaga Cb. Graha Niaga

Pelaporan/ *Reporting*
Bulanan/ *Monthly*

Subscription/ *Redemption*
Harian/ *Daily*