

# SAM SUKUK SYARIAH SEJAHTERA

Reksa Dana Pendapatan Tetap Syariah/ *Sharia Fixed Income Fund*

29-Jun-18  
NAV: 1,814.31

## TUJUAN INVESTASI/ INVESTMENT OBJECTIVE

Untuk memperoleh imbal hasil yang stabil bagi pemegang Unit Penyertaan dengan berinvestasi pada efek Sukuk yang diterbitkan oleh Negara Republik Indonesia dan Korporasi yang berdomisili di Indonesia.

*Aiming to obtain stable return for unit holders by investing in Indonesia government sukuk instrument and syariah-compliant money market instruments and/ or cash.*

## KEBIJAKAN INVESTASI/ INVESTMENT POLICY

Berinvestasi dengan komposisi investasi sebesar minimum 80% dan maksimum 98% pada efek Sukuk dan minimum 2% dan maksimum 20% pada efek Pasar Uang Syariah yang termasuk ke dalam Daftar Efek Syariah.

*Investing with investment of a minimum composition of 80% and a maximum of 98% in Sukuk and minimum of 2% and a maximum of 20% on Syariah-compliant money market instruments that are listed in Daftar Efek Syariah.*

## PROFIL/ PROFILE

<b>Type</b>	Sharia Fixed Income Fund	
<b>Inception Date</b>	10-Feb-10	
<b>Investment Policy</b>	80%-98%	Sukuk Instrument
	2%-20%	Sharia-compliant money market instrument

## KINERJA/PERFORMANCE

Tingkat Imbal Hasil/ *Investment Return*

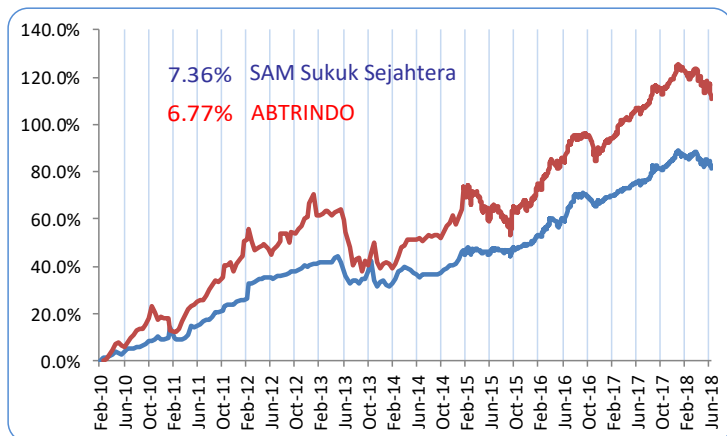
Period ended June 29, 2018 (Actual)						CAGR
	1 MONTH	3 MONTHS	6 MONTHS	YTD	1 YEAR	SINCE INCEPTION
SAM Sukuk Syariah Sejahtera	-1.52%	-3.10%	-2.55%	-2.55%	3.38%	7.36%
Indeks IDMA	-4.22%	-7.04%	-9.85%	-9.85%	-8.34%	-1.57%
Indeks ABTRINDO	-3.77%	-5.41%	-5.37%	-5.37%	1.32%	6.77%

Sepanjang Juni 2018 (YTD), SSS mengalami kenaikan sebesar 7.36%. Sementara Indeks ABTRINDO 6.77%

*Throughout June 2018 (YTD), SSS increased by 7.36% vs 7.36% of ABTRINDO.*

## GRAFIK PERTUMBUHAN IMBAL HASIL/ INVESTMENT RETURN GROWTH CHART

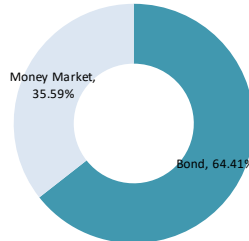
Periode Sejak Pendirian/ *Since Inception Date* 10 February 2010 (CAGR)



*IDMA Index: Government Bond Index Price regardless of the coupon (source: Himdasun).*

*ABTRINDO Index: Government Bond Total Return Index which already takes into account the yield obtained from bonds coupon (source: Bloomberg).*

## ALOKASI ASET/ ASSET ALLOCATION

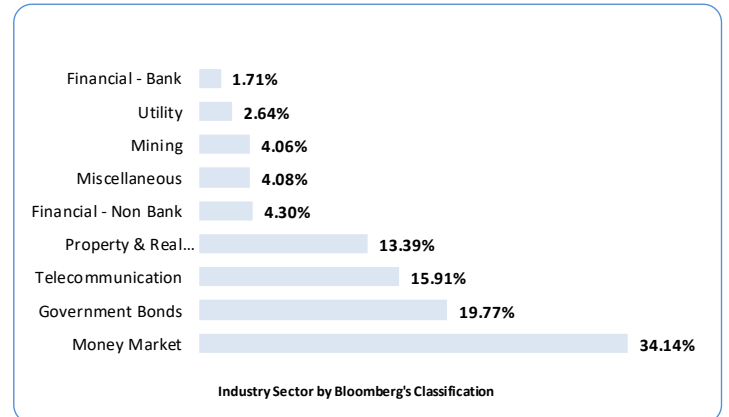


## TINGKAT SUKU BUNGA/ INTEREST RATE

Interest Rate	1 Year %	Tax 20%
SBI	6.50	5.20
ATD 1mo	5.65	4.52
ATD 3mo	5.86	4.69
ATD 6mo	5.77	4.62
ATD 12mo	5.68	4.55

*ATD (Average Time Deposit): Average time-deposit interest rate in 131 banks operating in Indonesia 1 Month, 3 Months, 6 Months and 12 Months (source: Bank Indonesia).*

## ALOKASI INDUSTRI/ SECTOR ALLOCATION



## TOP 5 HOLDING (in alphabetical order)

Asset
Money Market
SBSN SERI PBS017
Sukuk Ijarah Bkljt 2 Summarecon Agung Thp I Th 2014
Sukuk Ijarah Bkljt I Indosat Thp III Tahun 2015 Seri B
Sukuk Negara Ritel Seri SR-008

Penyertaan Minimum  
*Minimum Subscription*  
Rp 250.000

Dana Kelolaan/ *AUM*

Rp 979 Billion

Publikasi NAB/ *Publication of NAV Daily*  
Koran: Bisnis Indonesia, Kontan dan Investor Indonesia

Bloomberg: SASUSY IJ Equity

Kustodian/ *Custodian Bank*  
Bank CIMB Niaga, Tbk

No. Rekening/ *Account Number*  
Reksadana SAM Sukuk Syariah Sejahtera  
No: 860002139100  
Bank CIMB Niaga, Graha Niaga

Pelaporan/ *Reporting*  
Bulanan/ *Monthly*

Subscription/ *Redemption*  
Harian/ *Daily*